



IMA Commission on New Minerals, Nomenclature and Classification (CNMNC) – Newsletter 70

Ritsuro Miyawaki¹, Frédéric Hatert², Marco Pasero³, and Stuart J. Mills⁴

¹Chairman, CNMNC | Department of Geology, National Museum of Nature and Science,
4-1-1 Amakubo, Tsukuba 305-0005, Japan

²Vice-Chairman, CNMNC | Laboratoire de Minéralogie, Université de Liège,
Bâtiment B18, Sart Tilman, 4000 Liège, Belgium

³Vice-Chairman, CNMNC | Dipartimento di Scienze della Terra, Università di Pisa,
Via Santa Maria 53, 56126 Pisa, Italy

⁴Secretary, CNMNC | Geosciences, Museum Victoria, P.O. Box 666, Melbourne, Victoria 3001, Australia

Correspondence: Marco Pasero (marco.pasero@unipi.it)

Published: 9 December 2022

The information given here is provided by the IMA Commission on New Minerals, Nomenclature and Classification for comparative purposes and as a service to mineralogists working on new species.

Each mineral is described in the following format:

- mineral name, if the authors agree on its release prior to the full description appearing in press
- chemical formula (ideal formula)
- mineral symbol
- type locality
- full authorship of proposal
- e-mail address of corresponding author
- relationship to other minerals
- crystal system, space group, structure determined, yes or no
- unit-cell parameters
- strongest lines in the X-ray powder diffraction pattern
- type specimen repository and specimen number
- citation details for the mineral prior to publication of full description

Citation details concern the fact that this information will be published in the *European Journal of Mineralogy* on a routine basis, as well as being added month by month to the commission's website. It is still a requirement for the authors to publish a full description of the new mineral.

No other information will be released by the commission.

1 New mineral proposals approved in October 2022

IMA no. 2018-146a

Borzęckiite

$\text{Pb}(\text{UO}_2)_3(\text{SeO}_3)_2\text{O}_2 \cdot 3\text{H}_2\text{O}$

Bzc

On dumps near the No. 16 shaft of the Miedzianka mine, Miedzianka village, Janowice Wielkie commune, Jelenia Góra District, Lower Silesia, Poland (50°52'42" N, 15°56'25" E)

Rafał Siuda, Łukasz Kruszewski, and Travis A. Olds*

* E-mail: oldst@carnegiemnh.org

Structurally related to marthozite, guilleminite, and larisaitite

Orthorhombic: $P2_1nm$; structure determined

$a = 7.00(2)$, $b = 7.13(1)$, $c = 17.10(4)$ Å

8.545(72), 7.101(100), 3.503(48), 3.145(31), 3.064(38), 1.955(30), 1.765(19), 1.298(15)

Type material is deposited in the collections of the S.J. Thugutt Geological Museum, Faculty of Geology, University

of Warsaw, ul. Żwirki i Wigury 93, 02-089 Warsaw, Poland, catalogue number MWG UW 009763

How to cite: Siuda, R., Kruszewski, Ł., and Olds, T. A.: Borżecziite, IMA 2018-46a, in: CNMNC Newsletter 70, Eur. J. Mineral., 34, <https://doi.org/10.5194/ejm-34-591-2022>, 2022.

IMA no. 2021-050a

Nioboixiolite-(Mn²⁺)
(Nb_{0.67}Mn_{0.33}²⁺)O₂
Nb_x-Mn

Sosedka granitic pegmatite vein, Malkhan pegmatite field, Krasnochikoisky District, Zabaikalsky Krai, Siberia, Russia (50°39'06" N, 109°53'14" E)

Nikita V. Chukanov*, Igor V. Pekov, Natalia V. Zubkova, Vasilij O. Yapaskurt, Yulia S. Shelukhina, Sergey N. Britvin, and Dmitry Y. Pushcharovsky

* E-mail: nikchukanov@yandex.ru

The Nb-dominant analogue of ixiolite-(Mn²⁺)

Orthorhombic: *Pbcn*; structure determined

$a = 4.7559(5)$, $b = 5.7318(5)$, $c = 5.1344(4)$ Å
3.662(29), 2.984(100), 2.505(21), 1.775(21), 1.748(28),
1.726(35), 1.553(20), 1.463(30)

Type material is deposited in the collections of the Fersman Mineralogical Museum, Russian Academy of Sciences, Leninskiy Prospekt 18-2, Moscow 119071, Russia, registration number 5721/1

How to cite: Chukanov, N. V., Pekov, I. V., Zubkova, N. V., Yapaskurt, V. O., Shelukhina, Y. S., Britvin, S. N., and Pushcharovsky, D. Y.: Nioboixiolite-(Mn²⁺), IMA 2021-050a, in: CNMNC Newsletter 70, Eur. J. Mineral., 34, <https://doi.org/10.5194/ejm-34-591-2022>, 2022.

IMA no. 2022-035

Ikorskyite
KMn³⁺(Si₄O₁₀)·3H₂O
Iko

Kirov underground mine (horizon +252 m), Mt. Kukisvumchorr, Khibiny massif, Kola peninsula, Russia (67°40' N, 33°43' E)

Victor N. Yakovenchuk, Taras L. Panikorovskii, Nataliya G. Konoplyova, Yakov A. Pakhomovsky, Eugeny E. Savchenko, Julia A. Mikhailova, Vladimir N. Bocharov, Dar'ya V. Spiridonova, and Sergey V. Krivovichev*

* E-mail: skrivovi@mail.ru

New structure type

Monoclinic: *P2₁/c*; structure determined

$a = 5.0339(4)$, $b = 8.2329(7)$, $c = 13.3484(10)$ Å, $\beta = 93.953(7)^\circ$
7.04(55), 4.318(41), 4.185(100), 3.956(24), 3.339(28),
3.095(19), 3.014(30), 2.939(70)

Type material is deposited in the collections of the Mineralogical Museum, St. Petersburg State University, 7-9 Universitetskaya Emb., St. Petersburg 199034, Russia, catalogue number 1/19651, and the Geological and the Mineralogical Museum, Kola Science Centre of Russian Academy of Sciences, 14 Fersman Street, Apatity 184200, Russia, catalogue number 7538

How to cite: Yakovenchuk, V. N., Panikorovskii, T. L., Konoplyova, N. G., Pakhomovsky, Y. A., Savchenko, E. E., Mikhailova, J. A., Bocharov, V. N., Spiridonova, D. V., and Krivovichev, S. V.: Ikorskyite, IMA 2022-035, in: CNMNC Newsletter 70, Eur. J. Mineral., 34, <https://doi.org/10.5194/ejm-34-591-2022>, 2022.

IMA no. 2022-055

Monazite-(Gd)
Gd(PO₄)
Mnz-Gd

Zimná Voda REE-U-Au vein, Prakovce, Gelnica District, Košice Region, Slovakia (48°46'00" N, 20°54'48" E)

Martin Ondrejka*, Pavel Uher, Štefan Ferenc, Juraj Majzlan, Kilian Pollok, Stanislava Milovská, Tomáš Mikuš, Alexandra Molnárová, Radek Škoda, Richard Kopáčík, L'ubomír Orovčík, and Peter Bačík

* E-mail: martin.ondrejka@uniba.sk

Monazite group

Monoclinic: *P2₁/n*

$a = 6.703(1)$, $b = 6.914(1)$, $c = 6.383(1)$ Å, $\beta = 103.8(1)^\circ$
3.450(32), 3.227(68), 3.024(100), 2.804(48), 2.394(54),
2.335(25), 2.140(24), 1.833(28)

Type material is deposited in the collections of the Department of Mineralogy, Petrology and Economic Geology, Comenius University, Ilkovičova 6, 842 15, Bratislava, Slovakia, catalogue number MMUK7660

How to cite: Ondrejka, M., Uher, P., Ferenc, Š., Majzlan, J., Pollok, K., Milovská, S., Mikuš, T., Molnárová, A., Škoda, R., Kopáčík, R., Orovčík, L., and Bačík, P.: Monazite-(Gd), IMA 2022-055, in: CNMNC Newsletter 70, Eur. J. Mineral., 34, <https://doi.org/10.5194/ejm-34-591-2022>, 2022.

IMA no. 2022-057

Bernardevansite
Al₂(SeO₃)₃·6H₂O
Bev

El Dragón mine, Antonio Quijarro Province, Potosí Department, Bolivia (19°49'15" S, 65°55'00" W)

Hexiong Yang*, Xiangping Gu, Robert A. Jenkins, Ronald B. Gibbs, and Robert T. Downs

* E-mail: hyang@arizona.edu

A dimorph of alfredpetrovite

Monoclinic: *P2₁/c*; structure determined

$a = 16.5016(5)$, $b = 7.7703(2)$, $c = 9.8524(3)$ Å,
 $\beta = 98.258(3)^\circ$
 8.147(39), 7.036(100), 3.515(64), 3.385(47), 3.013(29),
 2.943(80), 2.769(37), 2.247(20)

Type material is deposited in the collections of the University of Arizona Alfie Norville Gem & Mineral Museum, 115 N Church Ave Ste 121, Tucson, AZ 85701, USA, catalogue number 22712 (holotype), and the RRUFF Project, deposition number R210010 (cotype)

How to cite: Yang, H., Gu, X., Jenkins, R. A., Gibbs, R. G., and Downs, R. T.: Bernardevansite, IMA 2022-057, in: CNMNC Newsletter 70, Eur. J. Mineral., 34, <https://doi.org/10.5194/ejm-34-591-2022>, 2022.

IMA no. 2022-058

Driekopite

PtBi

Dkp

Driekop mine, eastern limb of the Bushveld complex, South Africa (24°32'43.04" S, 30°06'06.94" E)

Andrew M. McDonald*, Nobumichi Tamura, Louis J. Cabri, and Frank Melcher

*E-mail: amcdonald@laurentian.ca

The Pt analogue of sobolevskite and the Bi analogue of stumpflite

Hexagonal: $P6_3/mmc$; structure determined

$a = 4.1993(5)$, $c = 5.6194(6)$ Å
 3.637(17), 3.053(92), 2.223(100), 2.010(77), 1.730(17),
 1.527(28), 1.235(24), 1.168(18)

Type material is deposited in the collections of the Canadian Museum of Nature, 1740 Pink Road, Gatineau, QC, Canada, catalogue number CMNMC 90261

How to cite: McDonald, A. M., Tamura, N., Cabri, L. J., and Melcher, F.: Driekopite, IMA 2022-058, in: CNMNC Newsletter 70, Eur. J. Mineral., 34, <https://doi.org/10.5194/ejm-34-591-2022>, 2022.

IMA no. 2022-059

Alumolukrahnite

$\text{CaCu}^{2+}\text{Al}(\text{AsO}_4)_2(\text{OH})(\text{H}_2\text{O})$

Alkr

Jote mine, Pampa Larga district, Tierra Amarilla, Copiapó Province, Atacama Region, Chile (27°36'30" S, 70°09'23" W)

Anthony R. Kampf*, Stuart J. Mills, Barbara Nash, Maurizio Dini, and Arturo A. Molina Donoso

* E-mail: akampf@nhm.org

Tsumcorite group

Triclinic: $P\bar{1}$; structure determined

$a = 5.343(5)$, $b = 5.501(5)$, $c = 7.329(5)$ Å, $\alpha = 67.72(2)$,
 $\beta = 69.06(2)$, $\gamma = 69.42(2)^\circ$

4.89(86), 3.396(100), 3.196(70), 3.115(70), 2.882(90),
 2.714(52), 2.488(82), 1.694(65)

Cotype material is deposited in the collections of the Natural History Museum of Los Angeles County, 900 Exposition Boulevard, Los Angeles, CA 90007, USA, catalogue numbers 76256, 76257, and 76258

How to cite: Kampf, A. R., Mills, S. J., Nash, B., Dini, M., and Molina Donoso, A. A.: Alumolukrahnite, IMA 2022-059, in: CNMNC Newsletter 70, Eur. J. Mineral., 34, <https://doi.org/10.5194/ejm-34-591-2022>, 2022.

IMA no. 2022-060

Liangjunite

$\text{K}_2(\text{Mo}_2\text{O}_5)(\text{SO}_4)_2 \cdot 3\text{H}_2\text{O}$

Lju

Freedom #2 mine, about 5.6 km NNE of the town of Marysvale, central part of the Marysvale volcanic field, Piute Co., Utah, USA (38°29'43" N, 112°12'55" W)

Xiangping Gu*, Hexiong Yang, and Michael M. Scott

* E-mail: guxp2004@163.com

Isostructural with bouškaite

Triclinic: $P\bar{1}$; structure determined

$a = 5.48124(8)$, $b = 9.5360(2)$, $c = 14.1235(2)$ Å, $\alpha = 97.401(1)$, $\beta = 99.906(1)$, $\gamma = 90.080(1)^\circ$
 13.87(00), 6.921(41), 5.379(98), 4.760(56), 3.936(46),
 3.468(57), 3.166(49), 3.000(71)

Type material is deposited in the collections of the University of Arizona Alfie Norville Gem & Mineral Museum, 115 N Church Ave Ste 121, Tucson, AZ 85701, USA, catalogue # 22719 (holotype), and the RRUFF Project, deposition # R220001 (cotype)

How to cite: Gu, X., Yang, H., and Scott, M. M.: Liangjunite, IMA 2022-060, in: CNMNC Newsletter 70, Eur. J. Mineral., 34, <https://doi.org/10.5194/ejm-34-591-2022>, 2022.

IMA no. 2022-061

Cuprodobrovolskyite

$\text{Na}_4\text{Cu}(\text{SO}_4)_3$

Cdvo

Arsenatnaya fumarole, Second scoria cone of the Northern Breakthrough of the Great Tolbachik Fissure Eruption, Tolbachik volcano, Kamchatka Peninsula, Far East, Russia (55°41' N, 160°14' E; 1200 m a.s.l.)

Nadezhda V. Shchipalkina*, Igor V. Pekov, Natalia N. Koshlyakova, Dmitry I. Belakovskiy, Natalia V. Zubkova, Atali A. Agakhanov, Sergey N. Britvin, and Maria A. Nazarova

* E-mail: estel58@yandex.ru

The Cu-dominant analogue of dobrovolskyite

Trigonal: $R\bar{3}$; structure determined

$a = 15.702(2)$, $c = 22.017(2)$ Å

11.66(38), 7.28(33), 3.859(100), 3.702(36), 3.674(39), 3.086(46), 2.853(99), 2.615(68)

Type material is deposited in the collections of the Fersman Mineralogical Museum, Russian Academy of Sciences, Leninskiy Prospekt 18-2, Moscow 119071, Russia, registration number 5881/1

How to cite: Shchipalkina, N. V., Pekov, I. V., Koshlyakova, N. N., Belakovskiy, D. I., Zubkova, N. V., Agakhanov, A. A., Britvin, S. N., and Nazarova, M. A.: Cuprodobrovolskyite, IMA 2022-061, in: CNMNC Newsletter 70, Eur. J. Mineral., 34, <https://doi.org/10.5194/ejm-34-591-2022>, 2022.

IMA no. 2022-063

Chenowethite

$\text{Mg}(\text{H}_2\text{O})_6[(\text{UO}_2)_2(\text{SO}_4)_2(\text{OH})_2] \cdot 5\text{H}_2\text{O}$

Chw

Blue Lizard mine, White Canyon mining district, San Juan Co., Utah, USA (37°33'26" N, 110°17'44" W – type locality); Green Lizard Mine, White Canyon mining district, San Juan Co., Utah, USA (37°34'37.10" N, 110°17'52.80" W – co-type locality)

Anthony R. Kampf*, Jakub Plášil, Travis A. Olds, Chi Ma, and Joe Marty

* E-mail: akampf@nhm.org

Structurally related to deliensite

Orthorhombic: *Cmcm*; structure determined

$a = 6.9435(6)$, $b = 19.035(2)$, $c = 16.358(1)$ Å

9.54(100), 6.07(80), 4.712(54), 4.535(34), 3.476(41), 3.259(28), 2.928(27), 2.650(32)

Cotype material is deposited in the collections of the Natural History Museum of Los Angeles County, 900 Exposition Boulevard, Los Angeles, CA 90007, USA, catalogue numbers 76259 and 76260 (Blue Lizard) and 76261 and 76262 (Green Lizard)

How to cite: Kampf, A. R., Plášil, J., Olds, T. A., Ma, C., and Marty, J.: Chenowethite, IMA 2022-063, in: CNMNC Newsletter 70, Eur. J. Mineral., 34, <https://doi.org/10.5194/ejm-34-591-2022>, 2022.

IMA no. 2022-064

Antipovite

$\text{Cu}_5\text{O}_2(\text{PO}_4)_2$

Antp

Arsenatnaya fumarole, Second scoria cone of the Northern Breakthrough of the Great Tolbachik Fissure Eruption, Tolbachik volcano, Kamchatka Peninsula, Far East, Russia (55°41' N, 160°14' E; 1200 m a.s.l.)

Oleg I. Siidra*, Evgeny V. Nazarchuk, Leonid A. Pautov, Artem S. Borisov, and Mirak A. Mirakov

* E-mail: o.siidra@spbu.ru

Known synthetic analogue

Triclinic: $P\bar{1}$; structure determined

$a = 5.2703(2)$, $b = 5.3020(3)$, $c = 7.6883(4)$ Å,
 $\alpha = 97.342(4)$, $\beta = 90.441(4)$, $\gamma = 111.361(4)^\circ$

3.902(31), 3.667(34), 3.095(100), 2.974(52), 2.653(87), 2.610(34), 2.540(21), 2380(16)

Type material is deposited in the collections of the Fersman Mineralogical Museum, Russian Academy of Sciences, Leninskiy Prospekt 18-2, Moscow 119071, Russia, registration number 5884/1

How to cite: Siidra, O. I., Nazarchuk, E. V., Pautov, L. A., Borisov, A. S., and Mirakov, M. A.: Antipovite, IMA 2022-064, in: CNMNC Newsletter 70, Eur. J. Mineral., 34, <https://doi.org/10.5194/ejm-34-591-2022>, 2022.

IMA no. 2022-065

Asagiite

$\text{NiCu}_4(\text{SO}_4)_2(\text{OH})_6 \cdot 6\text{H}_2\text{O}$

Asg

Nakauri mine, Nakauri, Shinshiro city, Mikawa Province, Aichi Prefecture, Japan (34°51'05" N, 137°32'09" E)

Daisuke Nishio-Hamane*, Takeshi Yajima, Norimasa Shimobayashi, Masayuki Ohnishi, and Takefumi Niwa

* E-mail: hamane@issp.u-tokyo.ac.jp

The Ni analogue of ktenasite

Monoclinic: $P2_1/c$; structure determined

$a = 5.6095(8)$, $b = 6.1259(7)$, $c = 23.758(3)$ Å,
 $\beta = 95.288(4)^\circ$

11.83(100), 5.912(64), 4.845(55), 3.920(45), 2.953(33), 2.668(57), 2.571(36), 2.142(33)

Type material is deposited in the collections of the National Museum of Nature and Science, Amakubo, Tsukuba, Ibaraki 305-0005, Japan, specimen number NSM-M49723

How to cite: Nishio-Hamane, D., Yajima, T., Shimobayashi, N., Ohnishi, M., and Niwa, T.: Asagiite, IMA 2022-065, in: CNMNC Newsletter 70, Eur. J. Mineral., 34, <https://doi.org/10.5194/ejm-34-591-2022>, 2022.

IMA no. 2022-066

Ruizhongite

$(\text{Ag}_2\text{□})\text{Pb}_3\text{Ge}_2\text{S}_8$

Rzh

Wusihe Pb-Zn deposit, Hanyuan County, Sichuan Province, China (29°16'27.0" N, 102°53'23.0" E)

Yumiao Meng and Xiangping Gu*

* E-mail: guxp2004@163.com

New structure type

Cubic: $I\bar{4}3d$; structure determined

$a = 14.0559(2)$ Å

3.755(100), 3.511(76), 2.992(73), 2.482(79), 2.276(46), 2.075(24), 1.784(39), 1.680(25)

Type material is deposited in the collections of the Geological Museum of China, No. 16, Yangrou Hutong, Xisi, Beijing 100031, People's Republic of China, catalogue number M16138

How to cite: Meng, Y., and Gu, X.: Ruizhongite, IMA 2022-066, in: CNMNC Newsletter 70, Eur. J. Mineral., 34, <https://doi.org/10.5194/ejm-34-591-2022>, 2022.

IMA no. 2022-067

Novikovite



Nvi

Near Ravat Kishlak (village), about 100 km north of Dushanbe, Kuhi-Malik area, Fan-Jagnob lignite basin, Tajikistan (39°11'02" N, 68°35'11" E)

Leonid A. Pautov, Mirak A. Mirakov, Oleg I. Siidra*, Nikita V. Chukanov, Artem S. Borisov, Vladimir Y. Karpenko, Pavel Y. Plechov, and Saimudasir Makhmadsharif

* E-mail: o.siidra@spbu.ru

New structure type

Monoclinic: $P2_1/n$; structure determined

$a = 8.936(2)$, $b = 13.210(3)$, $c = 22.555(5)$ Å, $\beta = 94.484(4)^\circ$

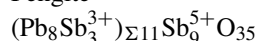
11.39(51), 8.54(40), 8.46(100), 6.49(20), 6.34(40), 5.70(41), 4.28(23), 3.468(20)

Type material is deposited in the collections of the Fersman Mineralogical Museum, Russian Academy of Sciences, Leninskiy Prospekt 18-2, Moscow 119071, Russia, registration number 5886/1

How to cite: Pautov, L. A., Mirakov, M. A., Siidra, O. I., Chukanov, N. V., Borisov, A. S., Karpenko, V. Y., Plechov, P. Y., and Makhmadsharif, S.: Novikovite, IMA 2022-067, in: CNMNC Newsletter 70, Eur. J. Mineral., 34, <https://doi.org/10.5194/ejm-34-591-2022>, 2022.

IMA no. 2022-068

Pengite



Peg

Wuxu ore field, Nandan-Hechi metallogenic belt, Guangxi, China (23° N, 108° E)

Guowu Li*, Ningyue Sun, Qi Lu, Yuan Xue, Zhesheng Ma, Nicheng Shi, Jinhua Hao, and Junjia Fan

* E-mail: liguowu@cugb.edu.cn

Structurally related to pyrochlore supergroup minerals

Trigonal: $R\bar{3}m$; structure determined

$a = 7.3651(3)$, $c = 48.346(2)$ Å
3.236(43), 3.039(100), 2.669(55), 1.932(18), 1.846(21), 1.604(13), 1.578(11), 1.518(12)

Type material is deposited in the collections of the Geological Museum of China, Yangrou Hutong No. 15, Xisi, Xi-

cheng District, Beijing 100031, People's Republic of China, catalogue number M16137 (holotype), and the Crystal Structure Laboratory, China University of Geosciences, Beijing 100083, People's Republic of China, catalogue number Hc-1 (cotype)

How to cite: Li, G., Sun, N., Lu, Q., Xue, Y., Ma, Z., Shi, N., Hao, J., and Fan, J.: Pengite, IMA 2022-068, in: CNMNC Newsletter 70, Eur. J. Mineral., 34, <https://doi.org/10.5194/ejm-34-591-2022>, 2022.

IMA no. 2022-069

Ferro-bosiite



Fbos

"Marina" granitic pegmatite, Mavuco, Alto Ligoña, Nampula Province, Mozambique (15°54'16" S, 39°02'56" E)

Ferdinando Bosi*, Alessandra Altieri, Henrik Skobgy, Federico Pezzotta, Ulf Hålenius, Gioacchino Tempesta, Paolo Ballirano, Tomáš Flégr, and Jan Cempírek

* E-mail: ferdinando.bosi@uniroma1.it

Tourmaline supergroup

Trigonal: $R3m$; structure determined

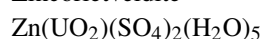
$a = 16.0499(5)$, $c = 7.2977(2)$ Å
6.461(51), 4.264(48), 4.012(62), 3.529(46), 2.997(59), 2.598(100), 2.060(41), 1.937(23)

Type material is deposited in the collections of the Museo Universitario di Scienze della Terra, Dipartimento di Scienze della Terra, Sapienza Università di Roma, Piazzale Aldo Moro 5, I-00185 Rome, Italy, catalogue number 33308/405

How to cite: Bosi, F., Altieri, A., Skobgy, H., Pezzotta, F., Hålenius, U., Tempesta, G., Ballirano, P., Flégr, T., and Cempírek, J.: Ferro-bosiite, IMA 2022-069, in: CNMNC Newsletter 70, Eur. J. Mineral., 34, <https://doi.org/10.5194/ejm-34-591-2022>, 2022.

IMA no. 2022-070

Zincorietveldite



Zrzd

Blue Lizard mine, Red Canyon, White Canyon district, San Juan Co., Utah, USA (37°33'26" N, 110°17'44" W)

Anthony R. Kampf*, Travis A. Olds, Jakub Plášil, and Joe Marty

* E-mail: akampf@nhm.org

The Zn analogue of rietveldite

Orthorhombic: $Pmn2_1$; structure determined

$a = 12.8712(9)$, $b = 8.3148(4)$, $c = 11.2959(4)$ Å
8.35(37), 6.42(62), 5.09(58), 4.67(100), 4.23(38), 3.916(46), 3.429(47), 3.340(39)

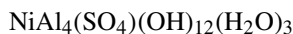
Cotype material is deposited in the collections of the Natural History Museum of Los Angeles County, 900 Exposition

Boulevard, Los Angeles, CA 90007, USA, catalogue numbers 76262, 76264, 76265, 76266, and 76267

How to cite: Kampf, A. R., Olds, T. A., Plášil, J., and Marty, J.: Zincorietveldite, IMA 2022-070, in: CNMNC Newsletter 70, Eur. J. Mineral., 34, <https://doi.org/10.5194/ejm-34-591-2022>, 2022.

IMA no. 2022-071

Nickelalumite



Nal

Kara-Tangi uranium deposit, Batken Region, Kyrgyzstan
Vladimir Y. Karpenko, Atali A. Agakhanov, Leonid A. Pavlov, Tamara V. Dikaya, Galiya K. Bekenova, Yulia Uvarova, Elena Sokolova, and Frank C. Hawthorne*

* E-mail: frank.hawthorne@umanitoba.ca

The Ni analogue of chalcoalumite

Monoclinic: $P2_1/n$; structure determined

$a = 10.2567(5)$, $b = 8.8815(4)$, $c = 17.0989(8)$ Å, $\beta = 95.548(1)^\circ$

8.35(100), 4.27(90), 3.02(60), 2.683(60), 2.508(80), 2.276(70), 1.981(90), 1.480(60)

Type material is deposited in the collections of the Fersman Mineralogical Museum, Russian Academy of Sciences, Leninskiy Prospekt 18-2, Moscow 119071, Russia, registration number 6794

How to cite: Karpenko, V. Y., Agakhanov, A. A., Pavlov, L. A., Dikaya, T. V., Bekenova, G. K., Uvarova, Y., Sokolova, E., and Hawthorne, F. C.: Nickelalumite, IMA 2022-071, in: CNMNC Newsletter 70, Eur. J. Mineral., 34, <https://doi.org/10.5194/ejm-34-591-2022>, 2022.

IMA no. 2022-072

Whiteite-(CaMnFe)



Wt-CaMnFe

In a pegmatite mine, Hagendorf-Süd, Oberpfalz, Bavaria, Germany (49°39'01" N, 12°27'35" E)

Rupert Hochleitner, Christian Rewitzer, Ian E. Grey*, William G. Mumme, Colin M. Macrae, Anthony R. Kampf, Erich Keck, Robert W. Gable, and Alexander M. Glenn

* E-mail: ian.grey@csiro.au

Jahnsite group

Monoclinic; $P2/a$; structure determined

$a = 14.924(3)$, $b = 7.010(1)$, $c = 10.053(2)$ Å, $\beta = 111.31(3)^\circ$

9.397(35), 4.932(38), 4.707(20), 3.493(20), 3.470(18), 2.923(29), 2.807(100), 1.950(20)

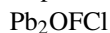
Cotype material is deposited in the collections of the Mineralogische Staatssammlung München, Theresienstraße

41,80333 Munich, Germany, registration number MSM 38031

How to cite: Hochleitner, R., Rewitzer, C., Grey, I. E., Mumme, W. G., Macrae, C. M., Kampf, A. R., Keck, E., Gable, R. W., and Glenn, A. M.: Whiteite-(CaMnFe), IMA 2022-072, in: CNMNC Newsletter 70, Eur. J. Mineral., 34, <https://doi.org/10.5194/ejm-34-591-2022>, 2022.

IMA no. 2022-073

Napoliite



Npi

From a fumarole after the 1944 eruption of the Vesuvius volcano, Naples province, Campania, Italy

Anatoly V. Kasatkin*, Oleg I. Siidra, Fabrizio Nestola, Igor V. Pekov, Atali A. Agakhanov, Evgeny V. Nazarchuk, Natalia N. Koshlyakova, Nikita V. Chukanov, and Manuela Rossi

* E-mail: anatoly.kasatkin@gmail.com

A dimorph of rumseyite

Tetragonal: $P4_2/mcm$; structure determined

$a = 5.742(1)$, $c = 12.524(4)$ Å

3.860(85), 3.139(20), 2.914(100), 2.866(63), 2.118(19), 2.027(19), 1.665(20), 1.642(23)

Type material is deposited in the collections of the Fersman Mineralogical Museum, Russian Academy of Sciences, Leninskiy Prospekt 18-2, Moscow 119071, Russia, registration number 5885/1

How to cite: Kasatkin, A. V., Siidra, O. I., Nestola, F., Pekov, I. V., Agakhanov, A. A., Nazarchuk, E. V., Koshlyakova, N. N., Chukanov, N. V., and Rossi, M.: Napoliite, IMA 2022-073, in: CNMNC Newsletter 70, Eur. J. Mineral., 34, <https://doi.org/10.5194/ejm-34-591-2022>, 2022.

2 New mineral proposals approved in November 2022

IMA no. 2022-056

Sidorovite



Sido

Snegovaya River placer, Koryak Highlands, Far Eastern Region, Russia (61°32'06" N, 171°35'50" E)

Anton V. Kuttyrev, Andrew M. McDonald*, Nobumichi Tamura, Louis J. Cabri, Nadezhda Tolstykh, and Igor V. Pekov

* E-mail: amcdonald@laurentian.ca

The Fe analogue of tomamaeite

Cubic: $Pm\bar{3}m$; structure determined

$a = 3.725(4)$ Å

3.711(48), 2.161(100), 1.871(36), 1.673(27), 1.323(22), 1.248(< 10), 1.187(< 10), 1.03(< 10)

Type material is deposited in the collections of the Canadian Museum of Nature, 1740 Pink Road, Gatineau, QC, Canada, catalogue number CMNMC 90260

How to cite: Kutyrev, A. V., McDonald, A. M., Tamura, N., Cabri, L. J., Tolstykh, N., and Pekov, I. V.: Sidorovite, IMA 2022-056, in: CNMNC Newsletter 70, Eur. J. Mineral., 34, <https://doi.org/10.5194/ejm-34-591-2022>, 2022.

IMA no. 2022-075

Zipserite

Bi_5S_4

Zps

Alsó-Rózsa adit, about 5 km ENE of the village Nagybörzsöny, Pest province, Hungary (47°56'27" N, 18°53'40" E)

Juraj Majzlan*, Daniel Ozdín, Jiří Sejkora, Gwladys Steciuk, Jakub Plášil, Christiane Rößler, and Christian Matthes

* E-mail: juraj.majzlan@uni-jena.de

New structure type

Trigonal: $P\bar{3}m$; structure determined

$a = 4.162(1)$, $c = 16.397(1)$ Å

3.520(18), 3.300(14), 3.009(100), 2.178(37), 2.081(37), 1.712(20), 1.371(15), 1.322(17)

Type material is deposited in the collections of the Faculty of Natural Sciences, Comenius University in Bratislava, Ilkovičova 3278/6, 84104 Karlova Ves, Slovakia, catalogue number MMUK 7670

How to cite: Majzlan, J., Ozdín, D., Sejkora, J., Steciuk, G., Plášil, J., Rößler, C., and Matthes, C.: Zipserite, IMA 2022-075, in: CNMNC Newsletter 70, Eur. J. Mineral., 34, <https://doi.org/10.5194/ejm-34-591-2022>, 2022.

IMA no. 2022-077

Pleysteinite

$[(\text{H}_2\text{O})_{0.5}\text{K}_{0.5}]_2\text{Mn}_2\text{Al}_3(\text{PO}_4)_4\text{F}_2 \cdot 14\text{H}_2\text{O}$

Pley

Hagendorf Süd pegmatite mine (64/67 m level), Oberpfalz, northeast Bavaria, Germany (49°39'01" N, 12°27'35" E)

Ian E. Grey*, Rupert Hochleitner, Christian Rewitzer, Anthony R. Kampf, Colin M. MacRae, Robert W. Gable, William G. Mumme, Erich Keck, and Cameron Davidson

* E-mail: ian.grey@csiro.au

The Mn^{2+} analogue of mantienneite and the Al analogue of benyacarite

Orthorhombic: $Pbca$; structure determined

$a = 10.4133(8)$, $b = 20.524(2)$, $c = 12.265(1)$ Å

10.29(49), 7.41(65), 6.13(100), 5.20(43), 3.699(59), 3.122(69), 2.859(76), 2.606(37)

Type material is deposited in the collections of the Staatlichen Naturwissenschaftlichen Sammlungen Bayerns, Menzinger Str. 71, 80638 Munich, Germany, registration

number MSM 38032 (holotype), and the Natural History Museum of Los Angeles County, 900 Exposition Boulevard, Los Angeles, CA 90007, USA, catalogue number 76271 (co-type)

How to cite: Grey, I. E., Hochleitner, R., Rewitzer, C., Kampf, A. R., MacRae, C. M., Gable, R. W., Mumme, W. G., Keck, E., and Davidson, C.: Pleysteinite, IMA 2022-077, in: CNMNC Newsletter 70, Eur. J. Mineral., 34, <https://doi.org/10.5194/ejm-34-591-2022>, 2022.

IMA no. 2022-078

Tetrahedrite-(Cu)

$\text{Cu}_6(\text{Cu}_4\text{Cu}_2)\text{Sb}_4\text{S}_{13}$

Ttr-Cu

Medvedza magnesite body (stope K 401), Bankov magnesite deposit, near Košice, Košice Region, Slovakia (48°44'8.06" N, 21°13'40.10" E)

Jiří Sejkora*, Cristian Biagioni, Martin Števko, Silvia Musetti, and Dušan Peterec

* E-mail: jiri.sejkora@nm.cz

Tetrahedrite group

Cubic: $I\bar{4}3m$; structure determined

$a = 10.329(1)$ Å

3.652(9), 2.982(100), 2.761(7), 2.582(21), 2.435(7), 1.886(7), 1.826(40), 1.557(19)

Type material is deposited in the collections of the Department of Mineralogy and Petrology, National Museum in Prague, Cirkusová 1740, 19300 Prague 9, Czech Republic, catalogue number P1P 27/2022, and the Museo di Storia Naturale, Università di Pisa, Via Roma 79, Calci (PI), Italy, catalogue number 20017

How to cite: Sejkora, J., Biagioni, C., Števko, M., Musetti, S., and Peterec, D.: Tetrahedrite-(Cu), IMA 2022-078, in: CNMNC Newsletter 70, Eur. J. Mineral., 34, <https://doi.org/10.5194/ejm-34-591-2022>, 2022.

IMA no. 2022-079

Yeite

TiSi

Yei

As inclusions in corundum xenocrysts, Mount Carmel, Haifa district, Israel (32°44' N, 35°03' E)

Chi Ma*, William L. Griffin, Luca Bindi, Fernando Cámara, and Vered Toledo

* E-mail: chima@caltech.edu

Known synthetic analogue

Orthorhombic: $Pnma$

$a = 6.55(1)$, $b = 3.64(1)$, $c = 4.99(1)$ Å

2.683(66), 2.435(58), 2.332(80), 2.188(100), 2.000(42), 1.963(71), 1.820(44), 1.435(35)

Type material is deposited in the mineralogical collections of the Università di Milano, Via Mangiagalli 34, 20133 Milan, Italy, registration number MCMGPG-H2021-002

How to cite: Ma, C., Griffin, W. L., Bindi, L., Cámara, F., and Toledo, V.: Yeite, IMA 2022-079, in: CNMNC Newsletter 70, Eur. J. Mineral., 34, <https://doi.org/10.5194/ejm-34-591-2022>, 2022.

IMA no. 2022-080

Gunmaite

$(\text{Na}_2\text{Sr})\text{Sr}_2\text{Al}_{10}(\text{PO}_4)_4\text{F}_{14}(\text{OH})_{12}$

Gum

Ashio Mountains, Tsukubara, Kiryu city, Gunma Prefecture, Japan (36°30'41" N, 139°25'26" E)

Daisuke Nishio-Hamane*, Takeshi Yajima, Yoshiya Ohki, Hirofumi Hori, Issei Ikari, and Yoshihiro Ohara

* E-mail: hamane@issp.u-tokyo.ac.jp

New structure type

Trigonal: $R\bar{3}m$; structure determined

$a = 6.9972(2)$, $c = 50.270(2)$ Å

5.458(80), 3.499(57), 3.228(29), 2.965(100), 2.233(35), 2.138(49), 1.900(59), 1.749(64)

Type material is deposited in the collections of the National Museum of Nature and Science, Amakubo, Tsukuba, Ibaraki 305-0005, Japan, specimen number NSM-M49762

How to cite: Nishio-Hamane, D., Yajima, T., Ohki, Y., Hori, H., Ikari, I., and Ohara, Y.: Gunmaite, IMA 2022-080, in: CNMNC Newsletter 70, Eur. J. Mineral., 34, <https://doi.org/10.5194/ejm-34-591-2022>, 2022.

IMA no. 2022-081

Tianhuixinite

$(\text{MoO}_3)_3 \cdot \text{H}_2\text{O}$

Thx

Summit group of claims, near Cookes Peak, southern end of the Cookes Range, Luna Co., New Mexico, USA (32°33'47" N, 107°43'48" W)

Xiangping Gu*, Ron Gibbs, and Hexiong Yang

* E-mail: guxp2004@163.com

Known synthetic analogue

Hexagonal: $P6_3/m$

$a = 10.5845(3)$, $c = 3.7285(1)$ Å

9.174(100), 4.586(26), 3.456(94), 3.047(43), 2.539(34), 1.999(13), 1.951(14), 1.641(22)

Type material is deposited in the collections of the University of Arizona Alfie Norville Gem & Mineral Museum, 115 N Church Ave Ste 121, Tucson, AZ 85701, USA, catalogue number 22722 (holotype), and the RRUFF Project, deposition number R220024 (cotype)

How to cite: Gu, X., Gibbs, R., and Yang, H.: Tianhuixinite, IMA 2022-081, in: CNMNC Newsletter 70, Eur. J. Mineral., 34, <https://doi.org/10.5194/ejm-34-591-2022>, 2022.

IMA no. 2022-082

Hakite-(Fe)

$\text{Cu}_6(\text{Cu}_4\text{Fe}_2)\text{Sb}_4\text{Se}_{13}$

Hak-Fe

In the mine dump of the shaft No. 16 – Háje, near Příbram, Příbram ore district, Central Bohemia, Czech Republic (49°40'33.894" N, 14°03'29.922" E)

Jiří Sejkora*, Cristian Biagioni, Pavel Škácha, Silvia Musetti, and Zdeněk Dolníček

* E-mail: jiri.sejkora@nm.cz

Tetrahedrite group

Cubic: $I\bar{4}3m$; structure determined

$a = 10.7983(4)$ Å

3.818(9), 3.117(100), 2.886(15), 2.545(10), 1.971(15), 1.909(54), 1.752(10), 1.628(20)

Type material is deposited in the collections of the Department of Mineralogy and Petrology, National Museum in Prague, Cirkusová 1740, 19300 Prague 9, Czech Republic, catalogue number P1P 11/2016, and the Museo di Storia Naturale, Università di Pisa, Via Roma 79, Calci (PI), Italy, catalogue number 20019

How to cite: Sejkora, J., Biagioni, C., Škácha, P., Musetti, S., and Dolníček, Z.: Hakite-(Fe), IMA 2022-082, in: CNMNC Newsletter 70, Eur. J. Mineral., 34, <https://doi.org/10.5194/ejm-34-591-2022>, 2022.

IMA no. 2022-083

Hakite-(Zn)

$\text{Cu}_6(\text{Cu}_4\text{Zn}_2)\text{Sb}_4\text{Se}_{13}$

Hak-Zn

In the mine dump of the shaft No. 16 – Háje, near Příbram, Příbram ore district, Central Bohemia, Czech Republic (49°40'33.894" N, 14°03'29.922" E)

Jiří Sejkora*, Cristian Biagioni, Pavel Škácha, Silvia Musetti, and Zdeněk Dolníček

* E-mail: jiri.sejkora@nm.cz

Tetrahedrite group

Cubic: $I\bar{4}3m$; structure determined

$a = 10.812(1)$ Å

3.822(8), 3.121(100), 2.890(15), 2.548(9), 1.974(15), 1.911(54), 1.754(10), 1.630(20)

Type material is deposited in the collections of the Department of Mineralogy and Petrology, National Museum in Prague, Cirkusová 1740, 19300 Prague 9, Czech Republic, catalogue number P1P 11/2016, and the Museo di Storia Naturale, Università di Pisa, Via Roma 79, Calci (PI), Italy, catalogue number 20021

How to cite: Sejkora, J., Biagioni, C., Škácha, P., Musetti, S., and Dolníček, Z.: Hakite-(Zn), IMA 2022-083, in: CNMNC Newsletter 70, Eur. J. Mineral., 34, <https://doi.org/10.5194/ejm-34-591-2022>, 2022.

IMA no. 2022-084

Arsenogoldfeldite

 $\text{Cu}_6\text{Cu}_6(\text{As}_2\text{Te}_2)\text{S}_{13}$

Asgf

North Star mine, Mammoth, Tintic district, Juab Co., Utah, USA (39°55'14" N, 112°06'26" W)

Jiří Sejkora*, Cristian Biagioni, Zdeněk Dolníček, and Panagiotis Voudouris

* E-mail: jiri.sejkora@nm.cz

Tetrahedrite group

Cubic: $I\bar{4}3m$; structure determined $a = 10.2868(4) \text{ \AA}$

7.251(5), 3.638(8), 2.969(100), 2.573(9), 2.426(5), 1.819(21), 1.550(9), 1.484(7)

Type material is deposited in the collections of the Department of Mineralogy and Petrology, National Museum in Prague, Cirkusová 1740, 19300 Prague 9, Czech Republic, catalogue number PIP 28/2022 (holotype), and the Museo di Storia Naturale, Università di Pisa, Via Roma 79, Calci (PI), Italy, catalogue number 20018 (holotype) and 20020 (cotype)

How to cite: Sejkora, J., Biagioni, C., Dolníček, Z., and Voudouris, P.: Arsenogoldfeldite, IMA 2022-084, in: CNMNC Newsletter 70, Eur. J. Mineral., 34, <https://doi.org/10.5194/ejm-34-591-2022>, 2022.

IMA no. 2022-085

Stanevansite

 $\text{Mg}(\text{C}_2\text{H}_3\text{O}_3)_2 \cdot 2\text{H}_2\text{O}$

Ses

Pusch Ridge, Santa Catalina Mountains, north of Tucson, Pima Co., Arizona, USA (32°21'42" N, 110°57'30" W)

Hexiong Yang*, Xiangping Gu, Warren Lazar, Ronald B. Gibbs, and Robert T. Downs

* E-mail: hyang@arizona.edu

New structure type

Monoclinic: $P2_1/c$; structure determined

$a = 11.4927(2)$, $b = 5.8547(1)$, $c = 12.4711(2) \text{ \AA}$, $\beta = 91.161(1)^\circ$

5.47(62), 5.223(93), 4.787(100), 3.819(73), 3.102(71), 3.018(33), 2.580(20), 2.406(33)

Type material is deposited in the collections of the University of Arizona Alfie Norville Gem & Mineral Museum, 115 N Church Ave Ste 121, Tucson, AZ 85701, USA, catalogue number 22721 (holotype), and the RRUFF Project, deposition number R220011 (cotype)

How to cite: Yang, H., Gu, X., Lazar, W., Gibbs, R. B., and Downs, R. T.: Stanevansite, IMA 2022-085, in: CNMNC Newsletter 70, Eur. J. Mineral., 34, <https://doi.org/10.5194/ejm-34-591-2022>, 2022.

IMA no. 2022-086

Cuprocherokeite

 $[\text{Pb}_8\text{Zn}_3\text{Cu}^{2+}(\text{OH})_{16}](\text{SO}_4)_4 \cdot 4\text{H}_2\text{O}$

Cchk

Redmond mine, Haywood Co., North Carolina, USA (35°40'55" N, 83°00'56" W)

Anthony R. Kampf*, Jason B. Smith, John M. Hughes, Chi Ma, and Christopher Emproto

* E-mail: akampf@nhm.org

Chemically and structurally related to cherokeite

Monoclinic: $P2_1/n$; structure determined

$a = 12.6828(5)$, $b = 9.4629(5)$, $c = 14.7876(8) \text{ \AA}$, $\beta = 94.798(4)^\circ$

5.27(100), 4.53(48), 3.431(34), 3.315(24), 3.130(27), 3.081(68), 2.924(26), 2.435(22)

Cotype material is deposited in the collections of the Natural History Museum of Los Angeles County, 900 Exposition Boulevard, Los Angeles, CA 90007, USA, catalogue numbers 76272, 76273, and 76274

How to cite: Kampf, A. R., Smith, J. B., Hughes, J. M., Ma, C., and Emproto, C.: Cuprocherokeite, IMA 2022-086, in: CNMNC Newsletter 70, Eur. J. Mineral., 34, <https://doi.org/10.5194/ejm-34-591-2022>, 2022.

IMA no. 2022-087

Elaliite

 $(\text{Fe}_8^{2+}\text{Fe}^{3+})(\text{PO}_4)_8\text{O}_8$

Eal

El Ali meteorite, found in September 2020 close to Hiiraan, Somalia

Christopher D. K. Herd*, Chi Ma, Radhika Saini, Andrew J. Locock, and Erin L. Walton

* E-mail: herd@ualberta.ca

Known synthetic analogue

Orthorhombic: $Cmmm$

$a = 5.95(1)$, $b = 25.69(1)$, $c = 3.06(1) \text{ \AA}$

12.84(80), 2.699(42), 2.592(38), 2.569(46), 2.443(45), 2.141(44), 2.133(100), 1.511(77)

Type material is deposited in the meteorite collections of the Department of Earth and Atmospheric Sciences, University of Alberta, 1-26 Earth Sciences Building, Edmonton, Alberta, T6G 2E3, Canada, accession number MET11814

How to cite: Herd, C. D. K., Ma, C., Saini, R., Locock, A. J., and Walton, E. L.: Elaliite, IMA 2022-087, in: CNMNC Newsletter 70, Eur. J. Mineral., 34, <https://doi.org/10.5194/ejm-34-591-2022>, 2022.

IMA no. 2022-088

Elkinstantonite

 $\text{Fe}_4(\text{PO}_4)_2\text{O}$

Elk

El Ali meteorite, found in September 2020 close to Hiiraan, Somalia

Christopher D. K. Herd*, Chi Ma, Radhika Saini, Andrew J. Locock, and Erin L. Walton

* E-mail: herd@ualberta.ca

Known synthetic analogue

Monoclinic: $P2_1/c$
 $a = 6.56(1)$, $b = 11.27(1)$, $c = 9.38(1)$ Å, $\beta = 104.0(1)^\circ$
 3.063(25), 2.929(60), 2.869(78), 2.822(45), 2.817(100),
 2.671(64), 2.508(30), 1.849(28)

Type material is deposited in the meteorite collections of the Department of Earth and Atmospheric Sciences, University of Alberta, 1-26 Earth Sciences Building, Edmonton, Alberta, T6G 2E3, Canada, accession number MET11814

How to cite: Herd, C. D. K., Ma, C., Saini, R., Locock, A. J., and Walton, E. L.: Elkinstantonite, IMA 2022-088, in: CNMNC Newsletter 70, Eur. J. Mineral., 34, <https://doi.org/10.5194/ejm-34-591-2022>, 2022.

IMA no. 2022-090

Hakite-(Cd)

 $\text{Cu}_6(\text{Cu}_4\text{Cd}_2)\text{Sb}_4\text{Se}_{13}$

Hak-Cd

In the mine dump of the shaft No. 16 – Háje, near Příbram, Příbram ore district, Central Bohemia, Czech Republic (49°40'33.894" N, 14°03'29.922" E)

Jiří Sejkora*, Cristian Biagioni, Pavel Škácha, Silvia Musetti, and Zdeněk Dolníček

* E-mail: jiri.sejkora@nm.cz

Tetrahedrite group

Cubic: $I\bar{4}3m$; structure determined
 $a = 10.8860(6)$ Å
 3.143(100), 2.909(12), 2.566(8), 2.135(9), 1.988(13)
 1.924(50), 1.766(9), 1.641(20)

Type material is deposited in the collections of the Department of Mineralogy and Petrology, National Museum in Prague, Cirkusová 1740, 19300 Prague 9, Czech Republic, catalogue number P1P 30/2022, and the Museo di Storia Naturale, Università di Pisa, Via Roma 79, Calci (PI), Italy, catalogue number 20022

How to cite: Sejkora, J., Biagioni, C., Škácha, P., Musetti, S., and Dolníček, Z.: Hakite-(Cd), IMA 2022-090, in: CNMNC Newsletter 70, Eur. J. Mineral., 34, <https://doi.org/10.5194/ejm-34-591-2022>, 2022.

IMA no. 2022-091

Libbyite

 $(\text{NH}_4)_2(\text{Na}_2\text{O})[(\text{UO}_2)_2(\text{SO}_4)_3(\text{H}_2\text{O})]_2 \cdot 7\text{H}_2\text{O}$

Ly

Blue Lizard mine, Red Canyon, White Canyon District, San Juan Co., Utah, USA (37°33'26" N, 110°17'44" W)

Anthony R. Kampf*, Travis A. Olds, Jakub Plášil, Barbara P. Nash, and Joe Marty

* E-mail: akampf@nhm.org

New structure type

Tetragonal: $P4_12_12$; structure determined
 $a = 10.704(1)$, $c = 31.824(2)$ Å
 7.97(100), 4.77(23), 4.58(79), 3.553(71), 3.385(25),
 2.963(21), 2.648(31), 2.053(25)

Cotype material is deposited in the collections of the Natural History Museum of Los Angeles County, 900 Exposition Boulevard, Los Angeles, CA 90007, USA, catalogue numbers 76267, 76268, 76269, and 76270

How to cite: Kampf, A. R., Olds, T. A., Plášil, J., Nash, B. P., and Marty, J.: Libbyite, IMA 2022-091, in: CNMNC Newsletter 70, Eur. J. Mineral., 34, <https://doi.org/10.5194/ejm-34-591-2022>, 2022.

IMA no. 2022-092

Zvěstovite-(Fe)

 $\text{Ag}_6(\text{Ag}_4\text{Fe}_2)\text{As}_4\text{S}_{13}$

Zvě-Fe

Ulatayskoe Ag-Cu-Co occurrence, Ulatay River, Ovgorskiy District, Tuva Republic, Eastern Siberia, Russia

Cristian Biagioni*, Anatoly V. Kasatkin, Fabrizio Nestola, Radek Škoda, Atali A. Agakhanov, and Natalia N. Koshlyakova

* E-mail: cristian.biagioni@unipi.it

Tetrahedrite group

Cubic: $I\bar{4}3m$; structure determined
 $a = 10.8601(3)$ Å
 7.679(6), 4.434(4), 3.135(100), 2.715(19), 2.560(4),
 1.983(11), 1.920(31), 1.637(15),

Type material is deposited in the collections of the Fersman Mineralogical Museum, Russian Academy of Sciences, Leninskiy Prospekt 18-2, Moscow 119071, Russia, registration number 5919/1

How to cite: Biagioni, C., Kasatkin, A. V., Nestola, F., Škoda, R., Agakhanov, A. A., and Koshlyakova, N. N.: Zvěstovite-(Fe), IMA 2022-092, in: CNMNC Newsletter 70, Eur. J. Mineral., 34, <https://doi.org/10.5194/ejm-34-591-2022>, 2022.

3 Symbol for raydemarkite

The correct symbol for the new mineral raydemarkite (IMA no. 2022-015) is ryd, and not rdy, as given in CNMNC Newsletter 68.

4 Nomenclature/classification proposals approved in October 2022

Triphylite group

The triphylite group is established; it includes seven mineral species: triphylite, lithiophilite, heterosite, purpurite, simferite, karenwebberite, and natrophilite. Sicklerite and ferisicklerite have been discredited. Simferite has been redefined as $\text{LiMg}(\text{PO}_4)$.

5 Nomenclature/classification proposals approved in November 2022

5.1 IMA 22-F: holotype redefinition for donnayite-(Y)

Proposal 22-F is accepted. Re-examination of donnayite-(Y) type specimens showed that the original description contains data collected on two different phases with simplified formulae $\text{NaCaSr}_3\text{Y}(\text{CO}_3)_6 \cdot 3\text{H}_2\text{O}$ and $\text{Na}_2\text{Sr}_2\text{YCe}(\text{CO}_3)_6 \cdot 3\text{H}_2\text{O}$. The latter corresponds to the recently approved species alicewilsonite-(YCe) (IMA 2020-055). Donnayite-(Y), with the ideal formula $\text{NaCaSr}_3\text{Y}(\text{CO}_3)_6 \cdot 3\text{H}_2\text{O}$, was found in only one specimen – CMNMC 39396 – out of seven housed at the Canadian Museum of Nature, 240 McLeod St, Ottawa, ON K2P 2R1, Canada. This specimen has become the holotype of donnayite-(Y).

5.2 IMA 22-G: establishment of the mckelveyite group

Proposal 22-G is accepted, and the mckelveyite group is established. Seven minerals belong to the group: alicewilsonite-(YCe), alicewilsonite-(YLa), bainbridgeite-(YCe), donnayite-(Y), ewaldite, mckelveyite-(Y), and weloganite. Mckelveyite group minerals are carbonates with the general formula $\text{A}_3\text{B}_3(\text{CO}_3)_6 \cdot 3\text{H}_2\text{O}$, where $\text{A} = \text{Na}, \text{Ca}, \text{Y} + \text{HREE}, \text{Zr}$, and $\text{B} = \text{Sr}, \text{Ba}, \text{LREE}$. Their structure is based on two alternating layers with larger B cations forming one layer and smaller A cations A forming another. Different order–disorder modifications are known, resulting in triclinic, monoclinic, and trigonal minerals with essentially the same structure.

5.3 IMA 22-H: redefinition of bystrite

Proposal 22-H on bystrite is accepted. The mineral bystrite was first described as a trigonal cancrinite-related phase with the simplified formula $\text{Ca}(\text{Na},\text{K})_7(\text{Al}_6\text{Si}_6\text{O}_{24})(\text{S}_3^{2-})1.5 \cdot \text{H}_2\text{O}$. Initially, two bystrite varieties were distinguished: (i) K-rich and Cl-deficient and (ii) Cl-rich and K-deficient. The latter mineral has been subsequently approved as a separate mineral species, sulfhydrylbystrite, with the formula $\text{Na}_5\text{K}_2\text{Ca}(\text{Al}_6\text{Si}_6\text{O}_{24})\text{S}_5^{2-}(\text{HS})^-$. The crystal structure of the presumed Cl-rich and K-deficient bystrite variety shows that this mineral is isostructural with sulfhydrylbystrite and is its analogue with Cl^- instead of $(\text{HS})^-$ in cancrinite cages, and Na^+ at the site that is predominantly occupied by K^+ in sulfhydrylbystrite. The ideal formula of bystrite is consequently redefined as $\text{Na}_7\text{Ca}(\text{Al}_6\text{Si}_6\text{O}_{24})\text{S}_5^{2-}\text{Cl}^-$.

5.4 Establishment of the kristiansenite group

The proposal to establish the kristiansenite group is accepted. The group includes three mineral species: kristiansenite, with formula $\text{Ca}_4\text{Sc}_2\text{Sn}_2(\text{Si}_2\text{O}_7)_2(\text{Si}_2\text{O}_6\text{OH})_2$, silesiaite, with formula $\text{Ca}_4\text{Fe}_2^{3+}\text{Sn}_2(\text{Si}_2\text{O}_7)_2(\text{Si}_2\text{O}_6\text{OH})_2$, and koźłowskiite, with formula $\text{Ca}_4\text{Fe}^{2+}\text{Sn}_3(\text{Si}_2\text{O}_7)_2(\text{Si}_2\text{O}_6\text{OH})_2$.