

IMA Commission on New Minerals, Nomenclature and Classification (CNMNC)

NEWSLETTER 29

New minerals and nomenclature modifications approved in 2015 and 2016

U. HALENIUS¹ (Chairman, CNMNC), F. HATERT² (Vice-Chairman, CNMNC), M. PASERO³ (Vice-Chairman, CNMNC) AND S.J. MILLS⁴ (Secretary, CNMNC)

¹ Department of Mineralogy, Naturhistoriska Riksmuseet, Box 50007, SE-104 05 Stockholm, Sweden – ulf.halenius@nrm.se

² Laboratoire de Minéralogie, Université de Liège, B-4000 Liège, Belgium – fhater@ulg.ac.be

³ Dipartimento di Scienze della Terra, Università di Pisa, Via Santa Maria 53, I-56126 Pisa, Italy – marco.pasero@unipi.it

⁴ Geosciences, Museum Victoria, PO Box 666, Melbourne, Victoria 3001, Australia – smills@museum.vic.gov.au

The information given here is provided by the IMA Commission on New Minerals, Nomenclature and Classification for comparative purposes and as a service to mineralogists working on new species.

Each mineral is described in the following format:

Mineral name, if the authors agree on its release prior to the full description appearing in press

Chemical formula

Type locality

Full authorship of proposal

E-mail address of corresponding author

Relationship to other minerals

Crystal system, Space group; Structure determined, yes or no

Unit-cell parameters

Strongest lines in the powder X-ray diffraction pattern

Type specimen repository and specimen number

Citation details for the mineral prior to publication of full description

Citation details concern the fact that this information will be published in the *Mineralogical Magazine* on a routine basis, as well as being added month by month to the Commission's web site.

It is still a requirement for the authors to publish a full description of the new mineral.

NO OTHER INFORMATION WILL BE RELEASED BY THE COMMISSION

NEW MINERAL PROPOSALS APPROVED IN
DECEMBER 2015February 2016, page 200; *Mineralogical Magazine*, **80**, 199–205.

IMA No. 2014-111

Abellaite



Eureka mine, Castellestaó, near the village of La Torre de Cabdella (Lleida), Catalonia, Spain (42° 23'10.12"N, 0°57'27.57"E)

Jordi Ibáñez-Insa*, Josep J. Elvira, Núria Oriols, Xavier Llovet and Joan Viñals

*E-mail: jibanez@ictja.csic.es

Known synthetic analogue

Trigonal: *P31c*; structure determined $a = 5.260(2)$, $c = 13.463(5)$ Å

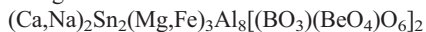
3.364(22), 3.197(100), 2.631(73), 2.278(52), 2.247(26), 2.075(43), 2.031(95), 2.012(25)

Cotype material is deposited in the collections of the Natural History Museum of Barcelona, Barcelona, Spain, specimen number MGB 26.350

How to cite: Ibáñez-Insa, J., Elvira, J.J., Oriols, N., Llovet, X. and Viñals, J. (2016) Abellaite, IMA 2014-111. CNMNC Newsletter No. 29, February 2016, page 200; *Mineralogical Magazine*, **80**, 199–205.

IMA No. 2015-070

Mengxianminite



Xianghualing skarn, Linwu County, Hunan Province, China (25°26'N, 112°34'E)

Can Rao*, Frédéric Hatert, Fabrice Dal Bo, Rucheng Wang, Xiangping Gu and Maxime Bajiot

*E-mail: canrao@zju.edu.cn

New structure type

Orthorhombic: *Fdd2*; structure determined $a = 60.689(3)$, $b = 9.907(1)$, $c = 5.740(1)$ Å

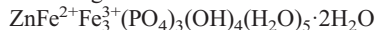
3.00(35), 2.931(100), 2.475(29), 2.430(30), 2.375(100), 2.028(52), 1.807(35), 1.530(98)

Cotype material is deposited in the collections of the Geological Museum of China, No. 16, Yangrou Hutong, Xisi, Beijing 100031, P.R. of China, catalogue number M13293, and the Laboratory of Mineralogy, University of Liège, Belgium, catalogue number 20395

How to cite: Rao, C., Hatert, F., Dal Bo, F., Wang, R., Gu, X. and Bajiot, M. (2016) Mengxianminite, IMA 2015-070. CNMNC Newsletter No. 29,

IMA No. 2015-072

Wilhelmgümbelinite



Cornelia Mine Open Cut (67 m level), Hagendorf-Süd pegmatite, Hagendorf, Oberpfalz, Bavaria, Germany (49°39'1"N, 12° 27'35"E)

Ian E. Grey*, Erich Keck, Anthony R. Kampf, Colin M. MacRae, A. Matthew Glenn and Jason R. Price

*E-mail: ian.grey@csiro.au

Related to schoonerite

Orthorhombic: *Pmab*; structure determined $a = 10.987(3)$, $b = 25.378(13)$, $c = 6.387(6)$ Å
12.65(100), 8.339(5), 6.421(14), 6.228(8), 5.098(5), 4.223(30), 3.166(5), 2.111(7)

Type material is deposited in the mineralogical collections of the Museum Victoria, Melbourne, Australia, registration number M53512

How to cite: Grey, I.E., Keck, E., Kampf, A.R., MacRae, C.M., Glenn, A.M. and Price, J.R. (2016) Wilhelmgümbelinite, IMA 2015-072. CNMNC Newsletter No. 29, February 2016, page 200; *Mineralogical Magazine*, **80**, 199–205.

IMA No. 2015-084

Vránaite



Manjaka pegmatite, Sahatany Valley pegmatite field, 25 km SW of Antsirabe, Itremo Region, Madagascar (20°04'35"S, 46°57'09"E)

Jan Cempírek, Edward S. Grew*, Anthony R. Kampf, Chi Ma, Milan Novák, Petr Gadas, Radek Škoda, Michaela Vašinová-Galiová, Federico Pezzotta and Lee A. Groat

*E-mail: esgrew@maine.edu

Related to boralsilite and boromullite

Monoclinic: *I2/m*; structure determined $a = 10.3832(1)$, $b = 5.6682(7)$, $c = 10.823(1)$ Å,
 $\beta = 90.11(1)^\circ$
5.40(96), 5.19(99), 4.97(74), 3.658(75), 3.403(100), 2.496(61), 2.171(75), 1.518(61)

Type material is deposited in the mineralogical collections of the Natural History Museum of Los Angeles County, Los Angeles, California, USA, catalogue number 65609, and the Department of Mineralogy and Petrography, Moravian Museum,

Brno, Czech Republic, catalogue numbers B11277 and B11278

How to cite: Cempírek, J., Grew, E.S., Kampf, A.R., Ma, C., Novák, M., Gadas, P., Škoda, R., Vašinová-Galiová, M., Pezzotta, F. and Groat, L.A. (2016) Vránaite, IMA 2015-084. CNMNC Newsletter No. 29, February 2016, page 200; *Mineralogical Magazine*, **80**, 199–205.

IMA No. 2015-085

Riotintoite

$\text{Al}(\text{SO}_4)(\text{OH})\cdot 3\text{H}_2\text{O}$

La Vendida copper mine, 3 km WNW of the Sierra Gorda village, Antofagasta Region, Atacama desert, Chile ($22^\circ 53' 30''\text{S}$, $69^\circ 20' 50''\text{W}$)

Nikita V. Chukanov*, Sergey M. Aksenov, Ramiza K. Rastsvetaeva, Gerhard Möhn, Dmitriy I. Belakovskiy and Joachim A. Lorenz

*E-mail: nikchukanov@yandex.ru

New structure type

Triclinic: $P\bar{1}$; structure determined

$a = 5.600(2)$, $b = 7.450(3)$, $c = 7.671(3)$ Å,
 $\alpha = 74.785(7)$, $\beta = 86.042(8)$, $\gamma = 75.810(7)^\circ$
6.975(100), 4.459(40), 4.391(72), 3.766(31),
3.695(29), 3.491(24), 3.062(19), 2.552(26)

Type material is deposited in the collections of the Fersman Mineralogical Museum of the Russian Academy of Sciences, Moscow, Russia, registration number 4774/1

How to cite: Chukanov, N.V., Aksenov, S.M., Rastsvetaeva, R.K., Möhn, G., Belakovskiy, D.I. and Lorenz, J.A. (2016) Riotintoite, IMA 2015-085. CNMNC Newsletter No. 29, February 2016, page 201; *Mineralogical Magazine*, **80**, 199–205.

IMA No. 2015-086

Millsite

$\text{CuTeO}_3\cdot 2\text{H}_2\text{O}$

Graurdjfellet, Oppdal Kommune, Sør-Trøndelag, Norway ($62^\circ 29' 11''\text{N}$, $9^\circ 29' 25''\text{E}$)

Mike S. Rumsey*, Mark D. Welch, Frode Mo, Annette K. Kleppe, John Spratt, Anthony R. Kampf and Morten P. Raanes

*E-mail: m.rumsey@nhm.ac.uk

A polymorph of teinite

Monoclinic: $P2_1/c$; structure determined

$a = 7.4049(2)$, $b = 7.7873(2)$, $c = 8.5217(2)$ Å,
 $\beta = 110.203(3)^\circ$
6.949(100), 3.554(62), 3.395(32), 3.334(40),
3.234(36), 3.173(44), 2.834(37), 2.673(61)

Cotype material is deposited in the mineralogical collections of the Natural History Museum, London, UK, registration number BM 2011,243, the Natural History Museum of Los Angeles County, Los Angeles, California, USA, catalogue number 66264, and the Museum Victoria, Melbourne, Australia, catalogue number M53498

How to cite: Rumsey, M.S., Welch, M.D., Mo, F., Kleppe, A.K., Spratt, J., Kampf, A.R. and Raanes, M.P. (2016) Millsite, IMA 2015-086. CNMNC Newsletter No. 29, February 2016, page 201; *Mineralogical Magazine*, **80**, 199–205.

IMA No. 2015-087

Klaprothite

$\text{Na}_6(\text{UO}_2)(\text{SO}_4)_4\cdot 4\text{H}_2\text{O}$

Blue Lizard Mine, Red Canyon, White Canyon District, San Juan Co., Utah, USA ($37^\circ 33' 26''\text{N}$, $110^\circ 17' 44''\text{W}$)

Anthony R. Kampf*, Jakub Plášil, Anatoly V. Kasatkin, Joe Marty and Jiří Čejka

*E-mail: akampf@nhm.org

A dimorph of péligotite (IMA 2015-088)

Monoclinic: $P2_1/c$; structure determined

$a = 9.8271(4)$, $b = 9.7452(3)$, $c = 20.872(1)$ Å,
 $\beta = 98.743(7)^\circ$
9.72(68), 7.09(97), 5.158(77), 4.330(58), 3.434
(100), 3.082(65), 3.012(61), 1.914(48)

Cotype material is deposited in the collections of the Natural History Museum of Los Angeles County, 900 Exposition Boulevard, Los Angeles, CA 90007, USA, catalogue numbers 65610, 65611, 65612 and 65613, and the Fersman Mineralogical Museum of the Russian Academy of Sciences, Moscow, Russia, registration number 4778/1

How to cite: Kampf, A.R., Plášil, J., Kasatkin, A.V., Marty, J. and Čejka, J. (2016) Klaprothite, IMA 2015-087. CNMNC Newsletter No. 29, February 2016, page 201; *Mineralogical Magazine*, **80**, 199–205.

IMA No. 2015-088

Péligotite

$\text{Na}_6(\text{UO}_2)(\text{SO}_4)_4\cdot 4\text{H}_2\text{O}$

Blue Lizard Mine, Red Canyon, White Canyon District, San Juan Co., Utah, USA ($37^\circ 33' 26''\text{N}$, $110^\circ 17' 44''\text{W}$)

Anthony R. Kampf*, Jakub Plášil, Anatoly V. Kasatkin, Joe Marty and Jiří Čejka

*E-mail: akampf@nhm.org

A dimorph of klaprothite (IMA 2015-087)

Triclinic: $P\bar{1}$; structure determined

$a = 9.8151(2)$, $b = 9.9575(2)$, $c = 10.6289(8)$ Å,
 $\alpha = 88.680(6)$, $\beta = 73.990(5)$, $\gamma = 89.205(6)^\circ$
10.19(39), 9.51(48), 7.11(100), 5.14(63),
4.54(43), 4.307(53), 3.418(73), 3.121(74)

Cotype material is deposited in the collections of the Natural History Museum of Los Angeles County, 900 Exposition Boulevard, Los Angeles, CA 90007, USA, catalogue numbers 65610, 65614, 65615 and 65616, and the Fersman Mineralogical Museum of the Russian Academy of Sciences, Moscow, Russia, registration number 4779/1

How to cite: Kampf, A.R., Plášil, J., Kasatkin, A.V., Marty, J. and Čejka, J. (2016) Pélignotite, IMA 2015-088. CNMNC Newsletter No. 29, February 2016, page 201; *Mineralogical Magazine*, **80**, 199–205.

IMA No. 2015-021a

Tinnunculite

$C_5H_4N_4O_3 \cdot 2H_2O$

Mt. Rasvumchorr, Khibiny Mts., Kola peninsula, Russia (67°37'N, 33°53'E)

Igor V. Pekov*, Nikita V. Chukanov, Dmitry I. Belakovskiy, Inna S. Lykova, Vasilii O. Yapaskurt, Natalia V. Zubkova, Elena P. Shcherbakova and Sergey N. Britvin

*E-mail: igorpekov@mail.ru

Known synthetic analogue

Monoclinic: $P2_1/c$

$a = 7.261(9)$, $b = 6.365(7)$, $c = 17.48(3)$ Å,
 $\beta = 91.0(1)^\circ$
8.82(84), 5.97(15), 5.63(24), 4.22(22), 3.24(27),
3.18(100), 3.116(44), 2.576(14)

Type material is deposited in the collections of the Fersman Mineralogical Museum of the Russian Academy of Sciences, Moscow, Russia, registration number 4695/1

How to cite: Pekov, I.V., Chukanov, N.V., Belakovskiy, D.I., Lykova, I.S., Yapaskurt, V.O., Zubkova, N.V., Shcherbakova, E.P. and Britvin, S.N. (2016) Tinnunculite, IMA 2015-021a. CNMNC Newsletter No. 29, February 2016, page 202; *Mineralogical Magazine*, **80**, 199–205.

NEW MINERAL PROPOSALS APPROVED IN JANUARY 2016

IMA No. 2015-090

Goryainovite

$Ca_2(PO_4)Cl$

Stora Sahavaara iron-ore deposit, Norrbotten, Sweden (67.408°N, 23.297°E)

Gregory Y. Ivanyuk*, Victor N. Yakovenchuk, Yakov A. Pakhomovsky, Taras L. Panikorovskii, Nataliya G. Konoplyova, Ayya V. Bazai, Vladimir N. Bocharov, Andrei A. Antonov and Ekaterina A. Selivanova

*E-mail: ivanyuk@geoksc.apatity.ru

Known synthetic analogue

Orthorhombic: $Pbcm$

$a = 6.215(2)$, $b = 7.011(2)$, $c = 10.788(3)$ Å
2.845(90), 2.746(100), 2.333(25), 2.028(15),
1.957(30), 1.837(20), 1.756(15), 1.373(15)

Type material is deposited in the collections of the Mineralogical Museum of the St. Petersburg State University, Russia, catalogue no. 19650

How to cite: Ivanyuk, G.Y., Yakovenchuk, V.N., Pakhomovsky, Y.A., Panikorovskii, T.L., Konoplyova, N.G., Bazai, A.V., Bocharov, V.N., Antonov, A.A. and Selivanova, E.A. (2016) Goryainovite, IMA 2015-090. CNMNC Newsletter No. 29, February 2016, page 202; *Mineralogical Magazine*, **80**, 199–205.

IMA No. 2015-092

Whiteite-(MnMnMg)

$Mn^{2+}Mn^{2+}Mg_2Al_2(PO_4)_4(OH)_2 \cdot 8H_2O$

Eastern side of the Iron Monarch Quarry (130 m level), Iron Knob, South Australia, Australia (32° 45'S, 137°08'E)

Peter Elliott*

*E-mail: peter.elliott@adelaide.edu.au

Whiteite-jahnsite group

Monoclinic: $P2_1/a$; structure determined

$a = 15.036(2)$, $b = 6.9408(5)$, $c = 9.9431(9)$ Å,
 $\beta = 110.827(8)^\circ$
9.244(100), 5.619(15), 4.930(10), 4.839(20),
4.605(10), 3.501(20), 2.899(15), 2.759(30)

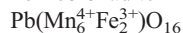
Type material is deposited in the mineralogical collections of the South Australian Museum, North Terrace, Adelaide, South Australia, Australia, registration number G32398

How to cite: Elliott, P. (2016) Whiteite-(MnMnMg), IMA 2015-092. CNMNC

Newsletter No. 29, February 2016, page 202;
Mineralogical Magazine, **80**, 199–205.

IMA No. **2015-093**

Ferricoronadite



About 15 km NW of the village of Nežilovo and about 40 km SW of the city of Veles, Macedonia (41°34'N, 21°34'E)

Nikita V. Chukanov*, Sergey M. Aksenov, Simeon Jančev, Igor V. Pekov, Yuliya V. Nelyubina, Jörg Göttlicher, Yury S. Polekhovskiy, Vyacheslav S. Rusakov and Konstantin V. Van

*E-mail: nikchukanov@yandex.ru

Hollandite supergroup

Tetragonal: $I4/m$; structure determined

$a = 9.9043(7)$, $c = 2.8986(9)$ Å

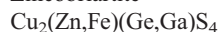
3.497(33), 3.128(100), 2.424(27), 2.214(23), 2.178(17), 1.850(15), 1.651(16), 1.554(18)

Type material is deposited in the collections of the Fersman Mineralogical Museum of the Russian Academy of Sciences, Moscow, Russia, registration number 4787/1, and the National Institution Macedonian Museum of Natural History, Skopje, Macedonia, registration number PNMG 790

How to cite: Chukanov, N.V., Aksenov, S.M., Jančev, S., Pekov, I.V., Nelyubina, Y.V., Göttlicher, J., Polekhovskiy, Y.S., Rusakov, V.S. and Van, K.V. (2016) Ferricoronadite, IMA 2015-093. CNMNC Newsletter No. 29, February 2016, page 203; *Mineralogical Magazine*, **80**, 199–205.

IMA No. **2015-094**

Zincobriartite



Kipushi mine (formerly known as the Prince Léopold mine), Katanga, Democratic Republic of Congo (11°46'10"S, 27°14'8"E)

Andrew M. McDonald*, Chris J. Stanley, Kirk C. Ross and Fabrizio Nestola

*E-mail: amcdonald@laurentian.ca

The Zn analogue of briartite

Tetragonal: $\bar{I}42 m$; structure determined

$a = 5.3433(4)$, $c = 10.5350(11)$ Å

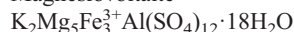
3.056(100), 2.660(5), 1.869(35), 1.605(17), 1.594(10), 1.335(3), 1.214(6), 1.087(6)

Type material is deposited in the mineralogical collections of the Natural History Museum, Cromwell Road, London SW7 5BD, United Kingdom, catalogue number BM 1967,271

How to cite: McDonald, A.M., Stanley, C.J., Ross, K.C. and Nestola, F. (2016) Zincobriartite, IMA 2015-094. CNMNC Newsletter No. 29, February 2016, page 203; *Mineralogical Magazine*, **80**, 199–205.

IMA No. **2015-095**

Magnesiovoltaite



Alcaparrosa mine, at the north side of Cerro Alcaparrosa, about 3 km SW of the railroad station of Cerritos Bayos, Calama, El Loa province, Antofagasta region, Chile

Nikita V. Chukanov*, Sergey M. Aksenov, Ramiza K. Rastsvetaeva, Gerhard Möhn, Vyacheslav S. Rusakov, Igor V. Pekov, Ricardo Scholz, Tatiana A. Eremina, Dmitriy I. Belakovskiy and Joachim A. Lorenz

*E-mail: chukanov@icp.ac.ru

Voltaite group

Cubic: $Fd\bar{3}c$; structure determined

$a = 27.161(1)$ Å

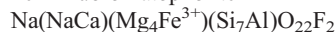
9.56(29), 6.77(37), 5.53(61), 3.532(68), 3.392(100), 3.034(45), 2.845(30), 2.531(24)

Type material is deposited in the collections of the Fersman Mineralogical Museum of the Russian Academy of Sciences, Moscow, Russia, registration numbers 4780/1 (holotype) and 4780/2 (cotype)

How to cite: Chukanov, N.V., Aksenov, S.M., Rastsvetaeva, R.K., Möhn, G., Rusakov, V.S., Pekov, I.V., Scholz, R., Eremina, T.A., Belakovskiy, D.I. and Lorenz, J.A. (2016) Magnesiovoltaite, IMA 2015-095. CNMNC Newsletter No. 29, February 2016, page 203; *Mineralogical Magazine*, **80**, 199–205.

IMA No. **2015-096**

Ferri-fluoro-katophorite



Bear Lake diggings, 8.4 km W of Tory Hill, Monmouth Township, Bancroft District, Ontario, Canada (44°57'48"N, 78°19'6"W)

Roberta Oberti*, Massimo Boiocchi, Frank C. Hawthorne, Neil A. Ball and Robert F. Martin

*E-mail: oberti@crystal.unipv.it

Amphibole supergroup

Monoclinic: $C2/m$; structure determined

$a = 9.887(3)$, $b = 18.023(9)$, $c = 5.292(2)$ Å,
 $\beta = 104.66(3)^\circ$

8.449(69), 3.388(74), 3.139(72), 2.739(47), 2.708(100), 2.591(53), 2.540(65), 2.165(45)

Type material is deposited in the mineralogical collections of the Department of Natural History, Royal Ontario Museum, Canada, catalogue number M57071

How to cite: Oberti, R., Boiocchi, M., Hawthorne, F.C., Ball, N.A. and Martin, R.F. (2016) Ferri-fluoro-katophorite, IMA 2015-096. CNMNC Newsletter No. 29, February 2016, page 203; *Mineralogical Magazine*, **80**, 199–205.

IMA No. 2015-097

Alwilkinsite-(Y)

$Y(UO_2)_3(SO_4)_2O(OH)_3(H_2O)_7 \cdot 7H_2O$

Blue Lizard Mine, Red Canyon, White Canyon District, San Juan Co., Utah, USA (37°33'26"N, 110°17'44"W)

Anthony R. Kampf*, Jakub Plášil, Jiří Čejka, Joe Marty, Radek Škoda and Ladislav Lapčák

*E-mail: akampf@nhm.org

New structure type

Orthorhombic: $P2_12_12_1$ structure determined

$a = 11.6194(5)$, $b = 12.4250(6)$, $c = 19.449(1)$ Å
9.88(100), 7.47(13), 5.621(17), 4.483(18), 3.886(14), 3.322(46), 3.223(13), 3.145(16)

Type material is deposited in the mineralogical collections of the Natural History Museum of Los Angeles County, 900 Exposition Boulevard, Los Angeles, CA 90007, USA, catalogue number 65629

How to cite: Kampf, A.R., Plášil, J., Čejka, J., Marty, J., Škoda, R. and Lapčák, L. (2016) Alwilkinsite-(Y), IMA 2015-097. CNMNC Newsletter No. 29, February 2016, page 204; *Mineralogical Magazine*, **80**, 199–205.

IMA No. 2015-098

Ottohahnite

$Na_6(UO_2)_2(SO_4)_5(H_2O)_7 \cdot 1.5H_2O$

Blue Lizard Mine, Red Canyon, White Canyon District, San Juan Co., Utah, USA (37°33'26"N, 110°17'44"W)

Anthony R. Kampf*, Jakub Plášil, Anatoly V. Kasatkin, Joe Marty and Jiří Čejka

*E-mail: akampf@nhm.org

Related to klaprothite (2015-087) and péligotite (2015-088)

Triclinic: $P\bar{1}$; structure determined

$a = 9.9756(2)$, $b = 11.6741(2)$, $c = 14.290(1)$ Å,
 $\alpha = 113.518(8)$, $\beta = 104.282(7)$, $\gamma = 91.400(6)^\circ$

6.81(41), 6.21(100), 4.650(39), 3.462(52), 3.156(35), 2.977(63), 2.913(42), 1.908(35)

Coype material is deposited in the mineralogical collections of the Natural History Museum of Los Angeles County, 900 Exposition Boulevard, Los Angeles, CA 90007, USA, catalogue numbers 65610, 65611, 65614 and 65617, and the Fersman Mineralogical Museum of the Russian Academy of Sciences, Moscow, Russia, registration number 4782/1

How to cite: Kampf, A.R., Plášil, J., Kasatkin, A.V., Marty, J. and Čejka, J. (2016) Ottohahnite, IMA 2015-098. CNMNC Newsletter No. 29, February 2016, page 204; *Mineralogical Magazine*, **80**, 199–205.

IMA No. 2015-099

Écrinsite

$AgTl_3Pb_4As_{11}Sb_9S_{36}$

Jas Roux deposit, Pelvoux Massif, Hautes-Alpes department, France (44°48'45"N, 6°19'18"E)

Dan Topa*, Uwe Kolitsch, Emil Makovicky, George Favreau, Chris Stanley, Vincent Bourgoïn and Jean-Claude Boulliard

*E-mail: dan.topa@nhm-wien.ac.at

Sartorite homologous series

Triclinic: $P\bar{1}$; structure determined

$a = 8.080(2)$, $b = 8.533(2)$, $c = 22.613(4)$ Å,
 $\alpha = 90.23(3)$, $\beta = 97.17(3)$, $\gamma = 90.83(3)^\circ$
11.22(65), 4.14(68), 3.86(61), 3.72(92), 3.56(100), 3.53(80), 2.794(65), 2.133(60)

Cotype material is deposited in the mineralogical collections of the Naturhistorisches Museum Wien, Austria, catalogue number N 9870

How to cite: Topa, D., Kolitsch, U., Makovicky, E., Favreau, G., Stanley, C., Bourgoïn, V. and Boulliard, J.-C. (2016) Écrinsite, IMA 2015-099. CNMNC Newsletter No. 29, February 2016, page 204; *Mineralogical Magazine*, **80**, 199–205.

IMA No. 2015-101

Marklite

$Cu_5(CO_3)_2(OH)_6 \cdot 6H_2O$

In the dumps of the Friedrich-Christian mine, ca. 5 km SW of Schapbach, Wildschapbach valley, Black Forest Mts. (Schwarzwald), Baden-Württemberg, Germany (48°23'13"N, 8°16'29"E)
Jakub Plášil*, Anthony R. Kampf, Melanie Keuper and Radek Škoda

*E-mail: plasil@fzu.cz

New structure type

Monoclinic: $P2_1/c$; structure determined

$a = 12.137(2)$, $b = 6.3832(6)$, $c = 10.579(1)$ Å,
 $\beta = 112.42(1)^\circ$

11.23(100), 5.61(41), 5.31(32), 3.743(16),
3.054(17), 2.675(30), 2.241(27), 1.539(21)

Type material is deposited in the mineralogical collections of the Eberhard Karls Universität, Tübingen, Germany, catalogue number 3586 T, and the Natural History Museum of Los Angeles County, Los Angeles, USA, catalogue number 65630

How to cite: Plášil, J., Kampf, A.R., Keuper, M. and Škoda, R. (2016) Marklite, IMA 2015-101. CNMNC Newsletter No. 29, February 2016, page 204; *Mineralogical Magazine*, **80**, 199–205.

REVISED CHEMICAL FORMULA

Soon after the approval of the new mineral melcherite (IMA No. 2015-018; see CNMNC Newsletter 25), the authors of the proposal have communicated results of subsequent analytical work on this mineral, which verifies essential contents of sodium. The new data were examined carefully by the CNMNC officers and were found reliable. The revised simplified formula, $Ba_2Na_2Mg[Nb_6O_{19}] \cdot 6H_2O$, has been approved executively.

NOMENCLATURE PROPOSALS APPROVED IN JANUARY 2016**IMA 15-H: Diomignite** (discredited)

Proposal 15-H is accepted, and diomignite is officially discredited. The original crystals in fluid inclusions were misidentified zabuyelite.

IMA 15-L: Claringbullite (redefined) and **Fejerite** (discredited)

Proposal 15-L is accepted, and claringbullite is redefined as $Cu_4FCl(OH)_6$. Fejerite, recently approved with IMA number 2012–014, is consequently discredited.