

IMA Commission on New Minerals, Nomenclature and Classification (CNMNC)

NEWSLETTER 25

New minerals and nomenclature modifications approved in 2015

U. HÅLENIUS¹ (Chairman, CNMNC), F. HATERT² (Vice-Chairman, CNMNC), M. PASERO³ (Vice-Chairman, CNMNC) AND S. J. MILLS⁴ (Secretary, CNMNC)

¹ Department of Mineralogy, Naturhistoriska Riksmuseet, Box 50007, SE-104 05 Stockholm, Sweden – ulf.halenius@nrm.se

² Laboratoire de Minéralogie, Université de Liège, B-4000 Liège, Belgium – fhatert@ulg.ac.be

³ Dipartimento di Scienze della Terra, Università degli Studi di Pisa, Via Santa Maria 53, I-56126 Pisa, Italy – marco.pasero@unipi.it

⁴ Geosciences, Museum Victoria, PO Box 666, Melbourne, Victoria 3001, Australia – smills@museum.vic.gov.au

The information given here is provided by the IMA Commission on New Minerals, Nomenclature and Classification for comparative purposes and as a service to mineralogists working on new species.

Each mineral is described in the following format:

Mineral name, if the authors agree on its release prior to the full description appearing in press

Chemical formula

Type locality

Full authorship of proposal

E-mail address of corresponding author

Relationship to other minerals

Crystal system, Space group; Structure determined, yes or no

Unit-cell parameters

Strongest lines in the X-ray powder diffraction pattern

Type specimen repository and specimen number

Citation details for the mineral prior to publication of full description

Citation details concern the fact that this information will be published in the *Mineralogical Magazine* on a routine basis, as well as being added month by month to the Commission's web site.

It is still a requirement for the authors to publish a full description of the new mineral.

NO OTHER INFORMATION WILL BE RELEASED BY THE COMMISSION

NEW MINERAL PROPOSALS APPROVED IN
APRIL 2015

No. 2014-103

Calciomurmanite

(Na,□)₂Ca(Ti,Mg,Nb)₄[Si₂O₇]₂O₂(OH,O)₂(H₂O)₄
Flora Mountain, Lovozero alkaline complex,
Kola peninsula, Russia (holotype); Eveslogchorr
Mountain, Khibiny alkaline complex, Kola
peninsula, Russia (cotype)

Inna S. Lykova, Igor V. Pekov*, Nikita V.
Chukanov, Dmitry I. Belakovskiy, Vasilii O.
Yapaskurt, Natalia V. Zubkova, Sergey N.
Britvin and Gerald Giester

*E-mail: igorpekov@mail.ru

The calcium analogue of murmanite

Triclinic: $P\bar{1}$; structure determined

$a = 5.3470(6)$, $b = 7.0774(7)$, $c = 12.146(1)$ Å,
 $\alpha = 91.827(4)$, $\beta = 107.527(4)$, $\gamma = 90.155(4)^\circ$
11.69(100), 5.87(68), 4.251(89), 3.825(44),
2.940(47), 2.900(79), 2.752(26), 2.659(39)

Type material is deposited in the collections of
the Fersman Mineralogical Museum, Russian
Academy of Sciences, Moscow, Russia, cata-
logue number ST4994; cotype material is
deposited in the collections of the Bel'kov
Museum of Geology and Mineralogy, Kola
Science Centre of the Russian Academy of
Sciences, Apatity, Russia, catalogue number
3667

How to cite: Lykova, I.S., Pekov, I.V.,
Chukanov, N.V., Belakovskiy, D.I., Yapaskurt,
V.O., Zubkova, N.V., Britvin, S.N. and Giester,
G. (2015) Calciomurmanite, IMA 2014-103.
CNMNC Newsletter No. 25, June 2015, page
530; *Mineralogical Magazine*, **79**, 529–535.

No. 2014-104

Dravertite

CuMg(SO₄)₂

Arsenatnaya fumarole, Second scoria cone of
the Northern Breakthrough of the Great
Tolbachik Fissure Eruption, Tolbachik volcano,
Kamchatka Peninsula, Far-Eastern Region,
Russia (55°41'N, 160°14'E, 1200 m asl)

Igor V. Pekov*, Natalia V. Zubkova, Atali A.
Agakhanov, Vasilii O. Yapaskurt, Nikita V.
Chukanov, Dmitry I. Belakovskiy, Evgeny G.
Sidorov and Dmitry Y. Pushcharovsky

*E-mail: igorpekov@mail.ru

Chemically and structurally related to
chalcocyanite

Monoclinic: $P2_1/n$; structure determined

$a = 4.8141(3)$, $b = 8.4443(5)$, $c = 6.7731(4)$ Å,
 $\beta = 94.598(5)^\circ$

4.175(68), 3.666(64), 3.579(63), 3.443(59),
2.719(41), 2.637(100), 2.430(68), 1.791(24)

Type material is deposited in the collections of
the Fersman Mineralogical Museum, Russian
Academy of Sciences, Moscow, Russia, regis-
tration number 4674/1

How to cite: Pekov, I.V., Zubkova, N.V.,
Agakhanov, A.A., Yapaskurt, V.O., Chukanov,
N.V., Belakovskiy, D.I., Sidorov, E.G. and
Pushcharovsky, D.Y. (2015) Dravertite, IMA
2014-104. CNMNC Newsletter No. 25, June
2015, page 530; *Mineralogical Magazine*, **79**,
529–535.

No. 2014-105

Honzaite

Ni₂(AsO₃OH)₂·5H₂O

Jáchymov ore district, western Bohemia, Czech
Republic

Jiří Sejkora*, Jakub Plášil and Anthony R.
Kampf

E-mail: jiri_sejkora@nm.cz

Isostructural with burgessite

Monoclinic: $P2_1/n$; structure determined

$a = 4.6736(6)$, $b = 9.296(1)$, $c = 12.592(1)$ Å,
 $\beta = 99.115(8)^\circ$

7.431(100), 6.215(18), 3.717(9), 3.360(3),
3.254(7), 3.078(7), 3.005(5), 2.568(7)

Type material is deposited in the collections of
the Department of Mineralogy and Petrology,
National Museum of Prague, Prague, Czech
Republic, catalogue number PIN 38.099

How to cite: Sejkora, J., Plášil, J. and Kampf,
A.R. (2014) Honzaite, IMA 2014-105. CNMNC
Newsletter No. 25, June 2015, page 530;
Mineralogical Magazine, **79**, 529–535.

No. 2014-106

Cryptochalcite

K₂Cu₅O(SO₄)₅

Arsenatnaya fumarole, Second scoria cone of
the Northern Breakthrough of the Great
Tolbachik Fissure Eruption, Tolbachik volcano,
Kamchatka Peninsula, Far-Eastern Region,
Russia (55°41'N, 160°14'E, 1200 m asl)

Igor V. Pekov*, Natalia V. Zubkova, Atali A.
Agakhanov, Vasilii O. Yapaskurt, Dmitry I.
Belakovskiy, Marina F. Vigasina, Evgeny G.
Sidorov and Dmitry Y. Pushcharovsky

*E-mail: igorpekov@mail.ru

New structure type

Triclinic: $P\bar{1}$; structure determined
 $a = 10.0045(3)$, $b = 12.6663(4)$, $c = 14.4397(5)$ Å, $\alpha = 102.194(3)$, $\beta = 101.372(3)$,
 $\gamma = 90.008(3)^\circ$
 13.9(30), 6.95(100), 6.22(45), 3.93(65),
 3.76(30), 3.39(30), 3.19(35), 2.500(40)
 Type material is deposited in the collections of
 the Fersman Mineralogical Museum, Russian
 Academy of Sciences, Moscow, Russia, regis-
 tration number 4675/1
 How to cite: Pekov, I.V., Zubkova, N.V.,
 Agakhanov, A.A., Yapaskurt, V.O.,
 Belakovskiy, D.I., Vigasina, M.F., Sidorov, E.G.
 and Pushcharovsky, D.Y. (2015) Cryptochalcite,
 IMA 2014-106. CNMNC Newsletter No. 25,
 June 2015, page 530; *Mineralogical Magazine*,
79, 529–535.

No. 2014-107

Taniajacoite
 $\text{SrCaMn}_2^{3+}\text{Si}_4\text{O}_{11}(\text{OH})_4 \cdot 2\text{H}_2\text{O}$
 N'Chwaning III mine, Kalahari Manganese
 Field, Northern Cape Province, South Africa
 (27°7'50.81''S, 22°50'28.83''E)
 Hexiong Yang*, Xiangping Gu, Robert T.
 Downs and Xiande Xie
 *E-mail: hyang@u.arizona.edu
 Isostructural with ruizite
 Triclinic: $C1$; structure determined
 $a = 9.1376(6)$, $b = 6.2567(4)$, $c = 12.0045(7)$ Å,
 $\alpha = 90.019(4)$, $\beta = 91.641(4)$, $\gamma = 89.899(4)^\circ$
 4.224(30), 3.131(88), 2.980(63), 2.902(33),
 2.771(100), 2.541(31), 2.534(64), 2.367(43)
 Co-type material is deposited in the collections
 of the Mineral Museum of the University of
 Arizona, Tucson, AZ, USA, catalogue number
 20009, and the RRUFF Project, deposition
 number R140945
 How to cite: Yang, H., Gu, X., Downs, R.T. and
 Xie, X. (2015) Taniajacoite, IMA 2014-107.
 CNMNC Newsletter No. 25, June 2015, page
 531; *Mineralogical Magazine*, **79**, 529–535.

No. 2014-108

Bubnovaite
 $\text{K}_2\text{Na}_8\text{Ca}(\text{SO}_4)_6$
 In volcanic fumaroles of the 2012-2013
 Tolbachik Fissure Eruption, Tolbachik volcano,
 Kamchatka Peninsula, Far-Eastern Region,
 Russia (55°41'N, 160°14'E)
 Liudmila A. Gorelova, Lidiya P. Vergasova,
 Sergey V. Krivovichev*, Evgenia Y.
 Avdontseva, Svetlana V. Moskaleva, Stanislav

K. Filatov and Gennadii A. Karpov
 *E-mail: s.krivovichev@spbu.ru
 Structurally related to glaserite
 Trigonal: $P31c$; structure determined
 $a = 10.804(3)$, $c = 22.011(6)$ Å
 3.943(80), 2.894(35), 2.868(62), 2.718(91),
 2.707(100), 2.647(10), 2.231(6), 1.969(21)
 Type material is deposited in the collections of
 the Mineralogical Museum, St. Petersburg State
 University, St. Petersburg, Russia, sample
 number 1/19635
 How to cite: Gorelova, L.A., Vergasova, L.P.,
 Krivovichev, S.V., Avdontseva, E.Y.,
 Moskaleva, S.V., Filatov, S.K. and Karpov,
 G.A. (2015) Bubnovaite, IMA 2014-108.
 CNMNC Newsletter No. 25, June 2015, page
 531; *Mineralogical Magazine*, **79**, 529–535.

No. 2015-001

Beckettite
 $\text{Ca}_2\text{V}_6\text{Al}_6\text{O}_{20}$
 Allende CV3 meteorite, Pueblito de Allende,
 Chihuahua, Mexico (26°58'N, 105°19'W)
 Chi Ma*, Julie Paque and Oliver Tschauner
 *E-mail: chi@gps.caltech.edu
 Sapphirine supergroup
 Triclinic: $P\bar{1}$
 $a = 10.367$, $b = 10.756$, $c = 8.895$ Å, $\alpha = 106$,
 $\beta = 96$, $\gamma = 124.7^\circ$
 2.684(60), 2.683(68), 2.544(100), 2.541(81),
 2.540(75), 2.104(84), 2.103(84), 2.089 (89)
 Type material is deposited in the collections of
 the National Museum of Natural History,
 Smithsonian Institution, Washington, DC, USA,
 registration number USNM 7617
 How to cite: Ma, C., Paque, J. and Tschauner, O.
 (2015) Beckettite, IMA 2015-001. CNMNC
 Newsletter No. 25, June 2015, page 531;
Mineralogical Magazine, **79**, 529–535.

No. 2015-002

Apexite
 $\text{NaMg}(\text{PO}_4) \cdot 9\text{H}_2\text{O}$
 Apex mine, about 4.5 km SSW of Austin,
 Lander Co., Nevada, USA (39°27'30''N,
 117°05'56''W)
 Anthony R. Kampf*, Stuart J. Mills, Barbara P.
 Nash, Martin Jensen and Tony Nikischer
 *E-mail: akampf@nhm.org
 New structure type
 Triclinic: $P\bar{1}$; structure determined
 $a = 6.9296(7)$, $b = 11.977(1)$, $c = 14.944(2)$ Å,
 $\alpha = 92.109(6)$, $\beta = 102.884(7)$, $\gamma = 105.171(7)^\circ$

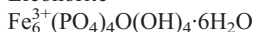
14.63(35), 5.11(61), 4.68(75), 4.301(96),
4.008(44), 2.876(46), 2.762(100), 2.507(30)

Co-type material is deposited in the collections of the Natural History Museum of Los Angeles County, 900 Exposition Boulevard, Los Angeles, CA 90007, USA, catalogue numbers 65563 and 65564, and the Museum Victoria, Melbourne, Victoria, Australia, catalogue number M53381

How to cite: Kampf, A.R., Mills, S.J., Nash, B.P., Jensen, M. and Nikischer, T. (2015) Apexite, IMA 2015-002. CNMNC Newsletter No. 25, June 2015, page 531; *Mineralogical Magazine*, **79**, 529–535.

No. 2015-003

Eleonorite



Eleonore mine, Rodheim-Bieber, Gießen, Hesse, Germany

Nikita V. Chukanov*, Sergey M. Aksenov, Ramiza K. Rastsvetaeva, Christof Schäfer, Igor V. Pekov, Dmitry I. Belakovskiy, Ricardo Scholz, Luiz C.A. de Oliveira and Sergey N. Britvin

*E-mail: nikchukanov@yandex.ru

Closely related to beraunite

Monoclinic: $C2/c$; structure determined
 $a = 20.679(10)$, $b = 5.148(2)$, $c = 19.223(9)$ Å,
 $\beta = 93.574(9)^\circ$

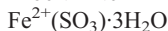
10.41(100), 9.67(38), 7.30(29), 4.816(31),
4.424(13), 3.432(18), 3.197(18), 3.071(34)

Type material is deposited in the collections of the Fersman Mineralogical Museum, Russian Academy of Sciences, Moscow, Russia, registration numbers 4684/1 and 4684/2

How to cite: Chukanov, N.V., Aksenov, S.M., Rastsvetaeva, R.K., Schäfer, C., Pekov, I.V., Belakovskiy, D.I., Scholz, R., de Oliveira, L.C.A. and Britvin, S.N. (2015) Eleonorite, IMA 2015-003. CNMNC Newsletter No. 25, June 2015, page 532; *Mineralogical Magazine*, **79**, 529–535.

No. 2015-004

Albertiniite



Monte Fal mine, near Coiromonte, Armeno, Novara Province, Italy (45°50'52.37"N,
8°29'1.13"E)

Pietro Vignola*, G. Diego Gatta, Nicola Rotiroti, Paolo Gentile, Frédéric Hatert, Maxime Bajjot, Danilo Bersani, Andrea Risplendente

and Alessandro Pavese

*E-mail: pietro.vignola@idpa.cnr.it

Chemically it is the Fe^{2+} analogue of gravegliaite

Monoclinic: $P2_1/n$; structure determined
 $a = 6.633(1)$, $b = 8.831(1)$, $c = 8.773(2)$ Å, $\beta = 96.106(8)^\circ$

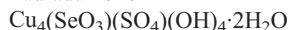
6.167(14), 5.533(27), 4.998(14), 4.721(100),
4.353(13), 3.897(12), 3.539(94), 2.830(12)

Co-type material is deposited in the mineralogical collection of the Museo Civico di Storia Naturale, Milano, Italy (number MM 38728), and the Laboratory of Mineralogy, University of Liège, Belgium (number 20393)

How to cite: Vignola, P., Gatta, G.D., Rotiroti, N., Gentile, P., Hatert, F., Bajjot, M., Bersani, D., Risplendente, A. and Pavese, A. (2015) Albertiniite, IMA 2015-004. CNMNC Newsletter No. 25, June 2015, page 532; *Mineralogical Magazine*, **79**, 529–535.

No. 2015-005

Pauladamsite



Santa Rosa mine, Darwin district, Inyo Co., California, USA (36°25'7"N, 117°43'26"W)

Anthony R. Kampf*, Stuart J. Mills and Barbara P. Nash

*E-mail: akampf@nhm.org

New structure type

Triclinic: $P\bar{1}$; structure determined
 $a = 6.0742(7)$, $b = 8.415(1)$, $c = 10.780(1)$ Å,
 $\alpha = 103.665(7)$, $\beta = 95.224(7)$, $\gamma = 90.004(6)^\circ$
10.5(100), 5.81(50), 3.994(67), 3.431(23),
2.692(57), 2.485(39), 2.396(32), 1.513(20)

Co-type material is deposited in the collections of the Natural History Museum of Los Angeles County, 900 Exposition Boulevard, Los Angeles, CA 90007, USA, catalogue numbers 65569, 65570, 65571, 65572 and 65573

How to cite: Kampf, A.R., Mills, S.J. and Nash, B.P. (2015) Pauladamsite, IMA 2015-005. CNMNC Newsletter No. 25, June 2015, page 532; *Mineralogical Magazine*, **79**, 529–535.

No. 2015-006

Addibischoffite



Acerf 214 meteorite, Tanezrouft, Tamanghasset Province, Algeria

Chi Ma* and Alexander N. Krot

*E-mail: chi@gps.caltech.edu

Sapphirine supergroup

Triclinic: $P\bar{1}$

$a = 10.367$, $b = 10.756$, $c = 8.895$ Å, $\alpha = 106$,
 $\beta = 96$, $\gamma = 124.7^\circ$

2.937(59), 2.683(66), 2.544(100), 2.541(78),
2.540(71), 2.104(78), 2.103(78), 2.089(83)

Type material is deposited in the G.J.

Wasserburg Meteorite Collection (section Acfer
214-1580) of the Division of Geological and
Planetary Sciences, California Institute of
Technology, Pasadena, California 91125, USA

How to cite: Ma, C. and Krot, A.N. (2015)

Addibischoffite, IMA 2015-001. CNMNC

Newsletter No. 25, June 2015, page 532;

Mineralogical Magazine, **79**, 529–535.

NEW MINERAL PROPOSALS APPROVED IN MAY 2015

No. 2014-109

Perettiite-(Y)

$Y_2Mn_4FeSi_2B_8O_{24}$

Momeik Township, Kyaukme District, Shan
State, Myanmar

Rosa Micaela Danisi, Thomas Armbruster*,
Hao Wang, Detlef Günther, Mariko Nagashima,
Eric Reusser and Willy Bieri

*E-mail: armbruster@krist.unibe.ch

New structure type

Orthorhombic: $Pmna$

$a = 12.8252(5)$, $b = 4.6187(2)$, $c = 12.8252(5)$ Å
4.63(52), 4.08(28), 3.05(100), 2.64(67),
2.54(60), 1.87(33), 1.84(52), 1.44(25)

Type material is deposited in the collections of
the Museum of Natural History Bern,
Bernstrasse 5, 3012 Bern, Switzerland,
specimen number NMBE-43035

How to cite: Danisi, R.M., Armbruster, T.,
Wang, H., Günther, D., Nagashima, M.,
Reusser, E. and Bieri, W. (2015) Perettiite-(Y),
IMA 2014-109. CNMNC Newsletter No. 25,
June 2015, page 533; *Mineralogical Magazine*,
79, 529–535.

No. 2014-110

Tsangpoite

$Ca_5(PO_4)_2(SiO_4)$

D'Orbigny angrite, D'Orbigny, Coronel Suárez,
Buenos Aires, Argentina (37°40'S, 61°39'W)

Shyh-Lung Hwang*, Pouyan Shen, Hao-Tsu
Chu, Tzen-Fu Yui, Maria-Eugenia Varela and
Yoshiyuki Iizuka

*E-mail: slhwang@mail.ndhu.edu.tw

A dimorph of silicocarnotite

Hexagonal: $P6_3/m$, $P6_3$, or $P6_322$

$a = 9.488(4)$, $c = 6.991(6)$ Å

3.94, 3.50, 3.10, 2.83, 2.82, 2.74, 2.66, 2.28

Type material is deposited in the collections of
the Naturhistorisches Museum Wien, Vienna,
Austria, inventory number Section D'Orbigny
CN1172-NH Wien

How to cite: Hwang, S.-L., Shen, P., Chu, H.-T.,
Yui, T.-F., Varela, M.E. and Iizuka, Y. (2015)

Tsangpoite, IMA 2014-110. CNMNC

Newsletter No. 25, June 2015, page 533;

Mineralogical Magazine, **79**, 529–535.

No. 2015-008

Norilskite

$(Pd,Ag)_{2-x}Pb$ ($0.08 \leq x \leq 0.11$)

Talnakh deposit (Mayak Mine), Noril'sk
deposits, Russia (69°30'20"N, 88°27'17"E)

Anna Vymazalová*, František Laufek, Sergei F.
Sluzhenikin, Chris J. Stanley, Patricie Haladová
and Milan Drábek

*E-mail: anna.vymazalova@geology.cz

New structure type

Trigonal: $P3_121$; structure determined

$a = 8.9656(2)$, $c = 17.2801(4)$ Å
3.220(29), 2.313(91), 2.241(100), 1.610(28),
1.308(38), 1.294(18), 1.211(37), 0.963(44)

Co-type material is deposited in the collections
of the Department of Earth Sciences, Natural
History Museum, London, UK, catalogue No
BM 2015,1 and the Fersman Mineralogical

Museum, Moscow, Russia, catalogue No 4694/1
How to cite: Vymazalová, A., Laufek, F.,
Sluzhenikin, S.F., Stanley, C.J., Haladová, P.
and Drábek, M. (2015) Norilskite, IMA 2015-
008. CNMNC Newsletter No. 25, June 2015,
page 533; *Mineralogical Magazine*, **79**,
529–535.

No. 2015-009

Meieranite

$Na_2Sr_3MgSi_6O_{17}$

Wessels mine, Kalahari Manganese Fields,
Northern Cape Province, South Africa

(27°6'51.82''S, 22°51'18.31''E)

Hexiong Yang*, Xiangping Gu, Robert T.
Downs, Stanley H. Evans, Jaco J. van
Nieuwenhuizen, Robert M. Lavinsky and
Xiande Xie

*E-mail: hyang@u.arizona.edu

Related to the nordite group of minerals

Orthorhombic: $P2_1nb$; structure determined

$a = 7.9380(2)$, $b = 10.4923(3)$, $c = 18.2560(6)$ Å

3.166(27), 2.990(100), 2.800(38), 2.425(42),
2.391(21), 1.853(27), 1.778(21), 1.749(47)
Co-type material is deposited in the collections
of the Mineral Museum of the University of
Arizona, USA, Catalogue # 20011, and the
RRUFF Project, deposition # R140947
How to cite: Yang, H., Gu, X., Downs, R.T.,
Evans, S.H., van Nieuwenhuizen, J.J., Lavinsky,
R.M. and Xie, X. (2015) Meieranite, IMA 2015-
009. CNMNC Newsletter No. 25, June 2015,
page 533; *Mineralogical Magazine*, **79**,
529–535.

No. 2015-010

Sulfhydrylbystrite
Na₅K₂Ca[Al₆Si₆O₂₄](S₅)²⁻(SH)⁻
Malaya Bystraya lazurite deposit, Malaya
Bystraya River Valley, Lake Baikal area,
Eastern Siberian Region, Russia (51°40'50"N,
103°25'18"E, 980 m asl)
Anatoly N. Sapozhnikov, Ekaterina V. Kaneva*,
Ludmila F. Suvorova, Valery I. Levitsky, Larisa
A. Ivanova, Mikhail A. Mitichkin and Igor G.
Barash
*E-mail: kev604@mail.ru
Cancrinite group
Trigonal: *P31c*; structure determined
 $a = 12.9567(6)$, $c = 10.7711(5)$ Å
4.857(48), 3.948(38), 3.739(94), 3.331(100),
2.715(32), 2.692(56), 2.487(28), 2.156(27)
Type material is deposited in the collections of
the Mineralogical Museum of St.-Petersburg
State University, 7/9 Universitetskaya nab.,
Saint-Petersburg, 199034, Russia, catalogue
number 1/19636
How to cite: Sapozhnikov, A.N., Kaneva, E.V.,
Suvorova, L.F., Levitsky, V.I., Ivanova, L.A.,
Mitichkin, M.A. and Barash, I.G. (2015)
Sulfhydrylbystrite, IMA 2015-010. CNMNC
Newsletter No. 25, June 2015, page 534;
Mineralogical Magazine, **79**, 529–535.

No. 2015-011

Czochralskiite
Na₄Ca₃Mg(PO₄)₄
Morasko iron meteorite, Poznan, Wielkopolskie,
Poland (52°29'N, 16°55'E)
Lukasz Karwowski, Ryszard Kryza*, Andrzej
Muszyński, Joachim Kusz, Katarzyna Helios,
Piotr Drożdżewski and Evgeny V. Galuskin
*E-mail: ryszard.kryza@ing.uni.wroc.pl
Related to buchwaldite and brianite
Orthorhombic: *Pnma*; structure determined

$a = 17.9230(2)$, $b = 10.7280(2)$, $c = 6.7794(1)$ Å
3.811(50), 3.741(31), 2.735(100), 2.682(61),
2.610(83), 2.301(14), 2.249(17), 1.906(43)
Type material is deposited in the collections of
the Mineralogical Museum of the University of
Wrocław, Cybulskiego 30, 50-205 Wrocław,
Poland, catalogue number MM UW r IV7870
How to cite: Karwowski, L., Kryza, R.,
Muszyński, A., Kusz, J., Helios, K.,
Drożdżewski, P. and Galuskin, E. (2015)
Czochralskiite, IMA 2015-011. CNMNC
Newsletter No. 25, June 2015, page 534;
Mineralogical Magazine, **79**, 529–535.

No. 2015-013

Alexkhomyakovite
K₆(Ca₂Na)(CO₃)₅Cl·6H₂O
Koashva open pit, Vostochnyi (Eastern) apatite
mine, Mt. Koashva, Khibiny massif, Kola
peninsula, Russia (67°37'N, 34°0'E)
Igor V. Pekov*, Natalia V. Zubkova, Vasiliy O.
Yapaskurt, Inna S. Lykova, Nikita V.
Chukanov, Dmitry I. Belakovskiy, Sergey N.
Britvin, Anna G. Turchkova and Dmitry Y.
Pushcharovsky
*E-mail: igorpekov@mail.ru
New structure type
Hexagonal: *P6₃/mcm*; structure determined
 $a = 9.2691(2)$, $c = 15.8419(4)$ Å
7.96(27), 3.486(35), 3.011(100), 2.977(32),
2.676(36), 2.626(42), 2.206(26), 1.982(17)
Type material is deposited in the collections of
the Fersman Mineralogical Museum, Russian
Academy of Sciences, Moscow, Russia, regis-
tration number 4696/1
How to cite: Pekov, I.V., Zubkova, N.V.,
Yapaskurt, V.O., Lykova, I.S., Chukanov, N.V.,
Belakovskiy, D.I., Britvin, S.N., Turchkova,
A.G. and Pushcharovsky, D.Y. (2015)
Alexkhomyakovite, IMA 2015-013. CNMNC
Newsletter No. 25, June 2015, page 534;
Mineralogical Magazine, **79**, 529–535.

No. 2015-014

Huizingite-(Al)
[(NH₄)₉(SO₄)₂][(Al,Fe³⁺)(OH)₂(H₂O)₄(SO₄)₆]
Huron River, north-central Ohio, 1.5 km west of
Milan, Ohio, USA (41°17'42"N, 82°37'30"W)
Anthony R. Kampf*, R. Peter Richards, Barbara
P. Nash, John Rakovan and James B.
Murowchick
*E-mail: akampf@nhm.org
New structure type

Triclinic: $P\bar{1}$; structure determined
 $a = 9.7093(3)$, $b = 10.4341(3)$, $c = 10.7027(8)$ Å,
 $\alpha = 77.231(5)$, $\beta = 74.860(5)$, $\gamma = 66.104(5)^\circ$
 8.82(60), 5.60(32), 5.037(69), 4.122(41),
 3.534(38), 3.427(100), 3.204(68), 3.043(94)
 Type material is deposited in the collections of
 Natural History Museum of Los Angeles
 County, 900 Exposition Boulevard, Los
 Angeles, CA 90007, USA, catalogue number
 65576

How to cite: Kampf, A.R., Richards, R.P., Nash,
 B.P., Rakovan, J. and Murowchick, J.B. (2015)
 Huizingite-(Al), IMA 2015-014. CNMNC
 Newsletter No. 25, June 2015, page 534;
Mineralogical Magazine, **79**, 529–535.

No. 2015-017

Decagonite
 $Al_{71}Ni_{24}Fe_5$
 Khatyrka meteorite, Koryak Upland, Koriak
 Autonomous Okrug, Russia
 Luca Bindi* and Paul J. Steinhardt
 *E-mail: luca.bindi@unifi.it
 Known synthetic analogue
 Decagonal: $P10_2/mmc$
 It is not possible to give three-dimensional unit
 cell values for this mineral
 3.765(50), 3.405(40), 2.332(25), 2.051(45),
 2.024(100), 1.980(40), 1.801(30), 1.422(35)
 Type material is deposited in the mineralogical
 collection of the Museo di Storia Naturale,
 Sezione di Mineralogia e Litologia, Università
 di Firenze, Via La Pira 4, I-50121 Firenze, Italy,
 catalogue number 3146/1
 How to cite: Bindi, L. and Steinhardt, P.J.
 (2015) Decagonite, IMA 2015-017. CNMNC
 Newsletter No. 25, June 2015, page 535;
Mineralogical Magazine, **79**, 529–535.

No. 2015-018

Melcherite
 $BaCa_2MgNb_6O_{19} \cdot 6H_2O$
 Jacupiranga mine, Cajati county, São Paulo,
 Brazil (24°42'3"S, 48°7'57"W)
 Marcelo B. Andrade, Daniel Atencio* and Luiz
 A.D. Menezes Filho
 *E-mail: datencio@usp.br
 Related to peterandresenite
 Trigonal: $R\bar{3}$; structure determined
 $a = 9.0117(6)$, $c = 23.399(2)$ Å
 7.805(100), 7.410(14), 3.904(22), 3.852(21),
 3.250(33), 2.952(13), 2.165(30), 2.160(12)
 Type material is deposited in the collections of
 the Museu de Geociências, Instituto de
 Geociências, Universidade de São Paulo, Rua do
 Lago, 562, 05508-080 - São Paulo, SP, Brazil,
 specimen number DR982
 How to cite: Andrade, M.B., Atencio, D. and
 Menezes Filho, L.A.D. (2015) Melcherite, IMA
 2015-018. CNMNC Newsletter No. 25, June
 2015, page 535; *Mineralogical Magazine*, **79**,
 529–535.

NOMENCLATURE PROPOSALS APPROVED IN MAY 2015

IMA 15-F: Baumhauerite-2a

Proposal 15-F is accepted, and “baumhauerite-2a”
 is renamed “argentobaumhauerite”.

IMA 15-G: Wernerbaurite and schindlerite

Proposal 15-G is accepted: wernerbaurite and
 schindlerite do not contain significant hydro-
 nium, but must be considered as ammonium-
 bearing decavanadate minerals. The simplified
 formula of wernerbaurite is
 $\{(NH_4)_2[Ca_2(H_2O)_{14}](H_2O)_2\}\{V_{10}O_{28}\}$, and the
 simplified formula of schindlerite is
 $\{(NH_4)_4Na_2(H_2O)_{10}\}\{V_{10}O_{28}\}$.

